

SILVER S6

Reducer RED1

version: S6Z
Red1 (E8) 67R-01 3949



► Designation

Silver S6 reducer / evaporator can be used in cars equipped with LPG gas injection installations in the volatile phase, with engines up to 160 kW (217 HP).

► Work parameters

Output pressure	0,8 ÷ 1,9 bar
adjustment range	
Solenoid valve coil	12V DC / 11W

► Service Recommendations

In order to ensure long-term, trouble-free operation of the reducer, it is recommended to carry out periodic inspections in accordance with the warranty book.

► Product code

824 000 014 (SILVER S6/12)
824 000 021 (SILVER S6/14)

■ General installation recommendations

During the installation of the reducer, observe the following:

- We take into account the power reserve on the reducer in relation to the engine power
- The reducer is mounted below the coolant tank
- The installation place of the reducer should not be exposed to a decrease or a significant increase in temperature while driving
- The reducer must not interfere with the functioning of other devices in the engine compartment
- The mounting location should provide easy access to the pressure adjustment screw and the ability to easily replace the liquid phase filter cartridge
- We install the evaporator in such a way that it is not exposed to excessive vibration while driving
- Due to the design, the direction of water flow in the evaporator is not important
- All rubber hose connections must be secured with cable ties
- Ventilate the reducer after installation

■ Installation instructions

- Gas supply connection (gas inlet in the liquid phase) (1) should be made by tightening the appropriate solenoid valve (7), using the nipple (9) and connecting the liquid phase gas with a nominal diameter $\varnothing 6$
- The outlet connector (2) (gas outlet in the volatile phase) is adapted for a rubber hose with a nominal diameter internal $\varnothing 12$
- The heating fluid lines must be connected via water elbows (3) adapted for the hose rubber with a nominal internal diameter of $\varnothing 16$
- The connector pipe of the manifold pressure connection (4) is adapted for a nominal rubber hose inside diameter $\varnothing 5$
- The connector for connecting the safety valve (5) is designed for a rubber hose with a nominal internal diameter of $\varnothing 5$
- We install the reducer in the engine compartment using the supplied screws and mounting of the reducer (8)
- (10) temperature sensor installation location, (11) temperature sensor
- After completing the assembly, check the tightness of the connection

■ Adjusting the output pressure

- If it is necessary, it must be performed on a heated reducer
- Pressurization is achieved by rotating the adjusting screw (6) counter-clockwise (+)
- Pressure reduction is achieved by turning the adjustment screw (6) clockwise (-)



OSVĚDČENÍ o:

UDĚLENÍ HOMOLOGACE
ROZŠÍŘENÍ HOMOLOGACE
ODEJMUTÍ HOMOLOGACE
UKONČENÍ VÝROBY

COMMUNICATION concerning:

APPROVAL GRANTED
APPROVAL EXTENDED
APPROVAL WITHDRAWN
PRODUCTION DEFINITELY DISCONTINUED

typu vybavení LPG podle Předpisu č. 67.01
of a type of LPG equipment pursuant to Regulation No. 67.01

Homologace č.:
Approval No.: 67 R – 01 3949

Rozšíření č.:
Extension No.: 1

1. Uvažované vybavení LPG:
LPG equipment considered:

Nádrž / Container

Příslušenství připojené k nádrži / Accessories fitted to the container:-

80% uzavírací ventil / 80 per cent stop valve

stavežnak / level indicator

přetlakový ventil (odpoušt. ventil) / pressure relief valve (discharge valve)

přetlakové zařízení / pressure relief device

dálkově řízený provozní ventil s přepadovým ventilem

remotely controlled service valve with excess flow valve

s/bez palivového čerpadla LPG / with/without LPG fuel pump

víceúčelový ventil, zahrnující následující příslušenství
multivalve, including the following accessories

plynotěsná skříňka / gas-tight housing

elektrická průchodka (čerpadlo/ovladače)

power supply bushing (pump/actuators)

Palivové čerpadlo / Fuel pump

Odpařovač/regulátor tlaku / Vaporizer/pressure regulator

Uzavírací ventil / Shut-off valve

Zpětný ventil / Non-return valve

Přetlakový ventil plynového potrubí / Gas-tube pressure relief valve

Servisní spojka / Service coupling

Ohebná hadice / Flexible hose

Vnější plnicí jednotka / Remote filling unit

Zařízení pro vstřík plynu nebo vstřikovač / Gas injection device or injector

Palivová lišta / Fuel rail


Dávkovací jednotka plynu / Gas dosage unit



Směšovač plynu / Gas mixing piece

Elektronická řídicí jednotka / Electronic control unit

Tlakový/teplotní snímač / Pressure/temperature sensor

Filtrační jednotka LPG / LPG filter unit



2. Obchodní název nebo značka:
Trade name or mark: **KME** typ: **RED.1**
type: **RED.1**
- Varianty: **SILVER**
Variants: **GOLD**
3. Název a adresa výrobce:
Manufacturer's name and address: **„KME“ Sp. z o.o.**
ul. Lipowa 15a
95-100 Zgierz, Poland
4. Název a adresa zástupce výrobce:
If applicable, name and address
of manufacturer's representative: **–**
N/A
5. Předloženo k homologaci dne:
Submitted for approval on: **20 February 2006**
6. Homologační zkušebna:
Technical service responsible
for conducting approval tests: **E8/C: TÜV UVMV s.r.o.**
Novodvorská 994/138
142 21 Praha 4
Czech Republic
7. Datum protokolu, vydaného touto zkušebnou:
Date of report issued by that service: **9 May 2006**
8. Číslo protokolu, vydaného touto zkušebnou:
Number of report issued by that service: **12334 – 06 – TÜV UVMV**
9. **HOMOLOGACE UDĚLENA / ODMÍTNUTA / ROZŠÍŘENA / ODEJMUTA**
APPROVAL IS GRANTED / REFUSED / EXTENDED / WITHDRAWN
10. Důvod(y) pro rozšíření homologace:
Reason(s) for extension: **– Nový název původní varianty regulátoru:**
New name of the former variant
of pressure regulator: SILVER
– Nová varianta regulátoru / New variant
of pressure regulator: GOLD
11. Místo:
Place: **Praha**
12. Datum:
Date: **5 June 2006**
13. Podpis:
Signature: 
Tomáš Vít
- 
14. Homologační dokumentace je uložena u homologačního orgánu a lze ji obdržet na vyžádání.
The information package lodged with the approval authority may be obtained on request.