

Recreational Vehicles Catalog

Relax and get energized



2025/26



Table of contents

Welcome to Webasto RV – what’s new?	6
We are here to develop your business	8
A complete new set of catalogs to support your sales	9
Heating products	12
Heating solutions	14
Main accessories for heating systems	42
Hybrid and gas only solutions	76
Cooling solutions	84
A/C systems	86
Refrigeration	94
Comfort products	120
Diesel Cooker	122
Webasto subsidiaries and representatives	126
Abbreviations	129

Note: Not all products are available in each country.



Dear customers and partners!

Develop intelligent products around the Webasto advanced core technologies and integrate them into complete and innovative comfort solutions for every recreational vehicle: this is the vision we have been aiming at for years and which is still the base of our product roadmaps today.

Since the RV market is going more and more towards more compact vehicles and the coming stricter EU regulations will limit further the payload, Webasto solutions are getting even more attractive as they can contribute quite significantly to the reduction of weight and to save space in the inner cabin.

Looking back, we are proud to have been the first supplier to introduce diesel technology into the RV market more than 15 years ago, and to have provided OEMs with the opportunity to build totally gas free vehicles. Since then, we have continuously improved our products to increase the level of on-board comfort and autonomy. Our gas-free solutions or hybrid solutions (cabin air heating with diesel + water heating on gas) both bring outstanding savings when it comes to weight (less gas on board) and inner space (smaller gas tanks, underfloor mounting of

our products). Our new Range Plus kit, including a fuel-powered air heater and a fuel tank (HVO-ready), extends the range of E-Vans under cold conditions and ensures warm interiors, creating new possibilities for electric RV.

More recently, we highlighted the benefits of new, ultra silent and high performance refrigeration compressor technology for our customers. As a result, for example, happy caravan owners enjoy large innovative drawer fridges and the pleasure of having ice or cold drinks even in extremely hot climate conditions. This year, we are introducing new products with unique, interesting characteristics for the RV industry.

Beside well known Freeline 115 Elegance and Freeline Slim 140, Webasto introduces two new fridges Freeline Slim 70 and Freeline Slim 90. Both new products are the lowest power consumption fridges on the market in this size and being slim and tall offers a great option for small vans where interior layout is challenging. Additionally having the space constraints of compact vehicles in mind, Webasto offers some special shaped products like BI 16 and

BI 30 including updated versions of BI 29 Dual, BI 36 and BI 41 Dual – top loading cooling boxes. Our continuous commitment in the development of new technologies drives us, bringing new ideas and keeping all of our customers satisfied.

Air-conditioning is one of the core competences at Webasto. With the BlueCool Drive 40, we bring a powerful air-conditioning product which provides also cold air to the rear passengers while driving.

To protect the environment in the best possible way, Webasto attaches great importance to making its products as sustainable as possible. One contribution to this is the conversion of its Cool Top Trail rooftop air conditioning systems to the refrigerant R32. From September 2025, all sizes of the air conditioning unit will be available with the environmentally friendly gas named the „G series“.

Innovation should translate into beneficial features and great ease of use, not only of our products but also of all peripheral sales and application tools which make your life easier in installing and maintaining our products. Please register on our

dealer portals and gain exclusive access to our extensive training programmes (online or on site) with the ultimate goal to be part of our network and to help you develop new sales potentials. RV is our passion. Just as it is yours. We hope that this catalog assists you with your season and if you do have any suggestions or feedback, please do not hesitate to let us know.

We look forward to enjoying a new motorhome and caravan season with you.

**Enjoy more comfort.
Enjoy more independence.
Enjoy more Webasto.**


Your Webasto RV Team

Welcome to Webasto RV

Our highlights

This catalog provides you with detailed information on our core products as well as our added-value accessories for the RV market. You can then build safe applications and deliver fast and professional assistance to your customers. Here you can find an extract of our latest product innovations:

Thermo Top Evo Smart



- New generation Thermo Top Evo
- Now available with 1.8 kW minimal heating power

Hybrid 3



- Heat output 2 kW (Air Top 2000 STC) + 1,35 kW (Expanse water heater)
- Space-saving air distribution with only 60 mm diameter available for compact vehicles
- Water heater available as gas only or gas electric version

Cool Top Trail 34G and 35G



- Powerful units with high cooling and heating capacity
- Now with environmental friendly refrigerant gas R32 with very low GWP value of only 675
- The weight of the Cool Top Trail 20G and 24G has been reduced by 0,5kg
- Robust, lightweight and low noise
- Wide operating range from -5 to 50°C
- Low profile and compact design
- Easy installation

Range Plus kit




- Extends the range of E-Vans under cold conditions and ensures warm interiors
- Kit incl. fuel-powered air heater and fuel tank

CI BUS Interface



- CI BUS is an board management system to control devices available on RV or caravan
- CI BUS interface on dedicated Cool Top Trail units
- CI BUS interface on dedicated RV fridges

New DR 85 INOX Clean Touch New DR 130 INOX Clean Touch



- New Drawer 85 & 130 Inox Clean Touch to replace the old Inox versions
- Comfortable volume of 85 and 130 liters gross with 15 liters freezer compartment
- Stainless steel AISI 304, specially treated to prevent fingerprints
- Long-lasting clean effect
- Available in standard DC version, AC/DC compatibility is provided with the isotherm power pack
- Improved cooling performance, improved weight, reduced power consumption and increased space/usability
- Compact and performing thanks to new SECOP nano compressor technology
- SMART features

New CR 226 Total Black



- New Cruise 226 Total Black DC fridge freezer
- Comfortable volume of 226 liters gross with 46 liters freezer compartment
- Slim design
- Front panel in black
- Very low electrical power consumption of 648 Wh/24h
- Easy-fix installation system standard for an easier on-board application
- Internal LED light

We are here to develop your business



Dealer portal: <http://dealers.webasto.com>

- Easy access to complete Webasto documentation
- Powerful search and download tools
- Login-protected access to complete technical data and applications
- Periodical product information to keep you updated on evolving product developments



Webasto Service app (for installation)

to download this app

> scan the QR code on the left or

> go to <https://apps.apple.com> (Apple App store) or <https://play.google.com> (Google Play Store) as appropriate.

To use the Webasto Service app and access the online Webasto technical documentation, scan the QR code or the barcode on your Webasto product box.



NEW Website: webasto.com

- Quick and appealing product guide
- International dealer portal and dealer locator
- Multi-lingual access



RV training programs and technical guidelines

- Powerful product training, also web-based training
- Regular updates on new features
- Various modules adapted to audience
- Important guidelines for safe application engineering
- Specialized trainings can be organized on demand



Marketing documentation and materials

- Product brochures, flyers, banners
- Dealer packages
- Point of Sale material

A complete new set of catalogs to support your sales



RV product catalog

- Main products
- Scopes of delivery
- Application concepts
- Specific accessories



Product catalog for heating solutions, incl. accessories

- For cars, trucks, light-duty vehicles, buses, off-highway and special vehicles




Whale heating and water system products

- For motorhomes and caravans
- All products and accessories distributed by Webasto in Continental Europe

This catalog has been designed to help you in defining a complete solution for each motorhome and caravan.

Page header indicates which part and type of information you reached within each product section: Product overview, scopes of delivery, etc.



Colored highlights give you direct access to the product range.

All accessories can be found in the separate heating catalog.

Enjoy comfort, enjoy independence

In all seasons and under all weather conditions

Since the very start of our activities in the recreational vehicle industry, we have always focused on innovation as a main business development driver. Our vision is that we ensure greater comfort and freedom with our products for motor-homes and caravans.

For enjoying greater independence, all our heating systems are based on diesel. Diesel is available no matter where you go and is taken directly from the vehicles tank.

This ensures unlimited freedom!

Our comfort solutions additionally enhance well-being atmosphere in your motorhome or caravan by providing cooled drinks or food from a fridge or travel box.

With Webasto you can enjoy unforgettable moments in your motorhome and caravan. That is what we mean by "Enjoy comfort, enjoy independence." That is Feel the Drive.



Long tradition

Since its foundation Webasto has been a family-run company where high-performing quality products are our main purpose.



Innovative technology

High investments in R&D and the continuous development of new technologies allow us to keep all our customers satisfied.



Award winning products

We are very grateful for the confidence our customers place in our products by voting our heating solutions as one of the best brands in the market.



Automotive quality from the start

Webasto stands for more than 110 years of experience and innovation in sunroofs, convertibles as well as heating, cooling and ventilation systems.

A logical vision: Rely on the energy source you already have on board

Webasto has always prioritized the fuel of the vehicle as the most logical, readily available, main energy source. This strategy is complementary to Gas – it has been working properly for decades now. And it makes full sense, especially for big energy consuming functions like cabin heating.

More space inside

- All Webasto heaters can be mounted outside the vehicle. This significantly increases the total storage space inside the motorhome.

Less weight

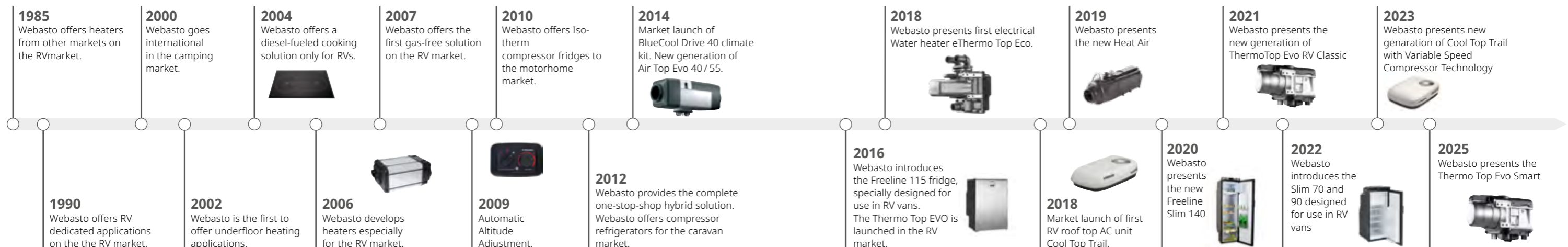
- In winter in average 90% of the gas carried with the RV is needed for heating. With Webasto products you can downsize your gas stock to one single 5 kg bottle and gain up to 35 kg for additional load inside the vehicle.

Perfect climate on board

- Thanks to the stepless power regulation (unique feature on the market). Webasto heaters manage to maintain a stable cabin temperature with a hysteresis lower than 0.40°C. This creates greater passenger comfort.

Increased fuel autonomy

- Diesel fuel is standardized worldwide and almost everywhere available even in the most remote places
- Precise monitoring of fuel supplies via fuel-gauge possible
- No extensive procurement of gas bottles in foreign countries necessary
- No adapter for foreign gas bottle connectors necessary
- Heating whilst driving in any country without the need of purchasing additional security valves. Thus, enjoying a warm cabin from the very first minute on





Heating products

Introduction to autonomous camping	14
Which heater for which application?	16
RV-specific heater scope of delivery	17
Air heaters	18
Application concept	20
Advantages	21
Air Top 2000 STC	22
Air Top Evo 40	24
Air Top Evo 55	26
Range Plus system	28
Water heaters	30
Application concept	32
Advantages	33
Thermo Top Evo	36
eThermo Top Evo	38
Thermo Pro 90	40
Main accessories for heating systems	42



Introduction to autonomous camping

Innovative technology for more freedom

– heating with diesel

Besides the fact that you can gain more space inside the vehicle or increase your payload when heating with diesel, it provides you with more freedom and autonomy. Exactly what you need when you are on holiday and want to relax rather than wonder where to get new gas. Diesel heating is not that new anymore to the motorhome market as Webasto has been providing sophisticated solutions for years. Heating with the fuel provided by the vehicle fuel tank is the smartest way to make use of the existing fuel on board.

This enables to reduce the overall gas consumption e.g. in winter by almost 90%. You can get diesel fuel anywhere whereas finding proper gas supplies might end up in some annoying hassle also due to the different gas bottles and adaptors used throughout Europe.

By heating with diesel you can benefit from:

- 24/7 availability at different fuel stations throughout the world
- Carrying less gas bottles leads to an increase of payload
- Less hassle to find supplies in foreign countries
- Reduced physical handling of heavy gas bottles (2 x 11 kg gas bottles can weigh up to 54 kg)
- Heating whilst driving without any further expenses
- Thus, enjoying a warm cabin from the very first minute of your stay

Webasto – market leader when it comes to diesel heating

Every year, Webasto produces more than 1 million fuel operated heaters for all kinds of markets: car, truck, light-duty vehicle, off-highway, special vehicle, rail, bus, defense, recreational vehicle and marine. Quality, reliability and performance have always been our top priorities.

We test our systems regularly in our own climatic test chambers against the highest quality standards, exposing them to varied and extreme temperatures and weather conditions. This enables us to adapt them perfectly to your motorhome needs.

Which heater for which application?

Air Top Air heaters



- Supply of warm air to the cabin
- Short heating-up times thanks to effective output
- Available as a complete installation kit for quick and simple retrofitting
- Perfect heat output even at high altitudes (Automatic Altitude Adjustment)
- Low noise operation
- Very compact dimensions
- Can be installed outside the vehicle

Thermo Top Water heaters



- Heats the driver's cab and pre-heats the engine
- Can also be connected to the existing water heater system
- Supply of heat via the air outlets in the dash-board
- Space-saving installation in the engine compartment

Which heating product fits your demands?

Vehicle types	Camper		Semi-integrated		Top bank		Integrated		Over 7.5 t
	6.5 m	8 m	6.5 m	8 m	6.5 m	8 m	6.5 m	8 m	
Air Top 2000 STC	■		■		■		■		
Air Top Evo 40			■		■		■		
Air Top Evo 55			■		■		■		
Thermo Top Evo	■		■		■		■		
Thermo Pro 90									■

■ Use as main heater ■ Use as additional heater alongside existing unit (e.g. gas) ■ Use as additional heater or water heater

RV-specific demands require RV-specific heater scopes of delivery

Why should I choose an RV-specific scope of delivery?

Having absolutely satisfied customers in the long term is the objective of our RV scopes of delivery. Therefore we have significant differences between the heaters and applications in the RV market compared to other markets. These differences are illustrated below:

- 1 Easier to handle RV scopes of delivery**
 - Plug & Play system: Ready to install
 - One order number for a complete kit
 - Reduction of purchasing and logistics efforts
 - New packaging logic of kits for faster and easier installation
- 2 Differences to Webasto heaters designed for other markets**

Air heaters designed for other markets start to idle when the target temperature is reached:

 - The side-effect: End users feel a cold air flow from the outlets which makes them feel uncomfortable inside the vehicle
 - The solution: RV-specific heaters are programmed differently. The idling effect is deactivated in all heaters inside the RV scopes of delivery to provide the best comfort for the user
- 3 Very low noise applications**

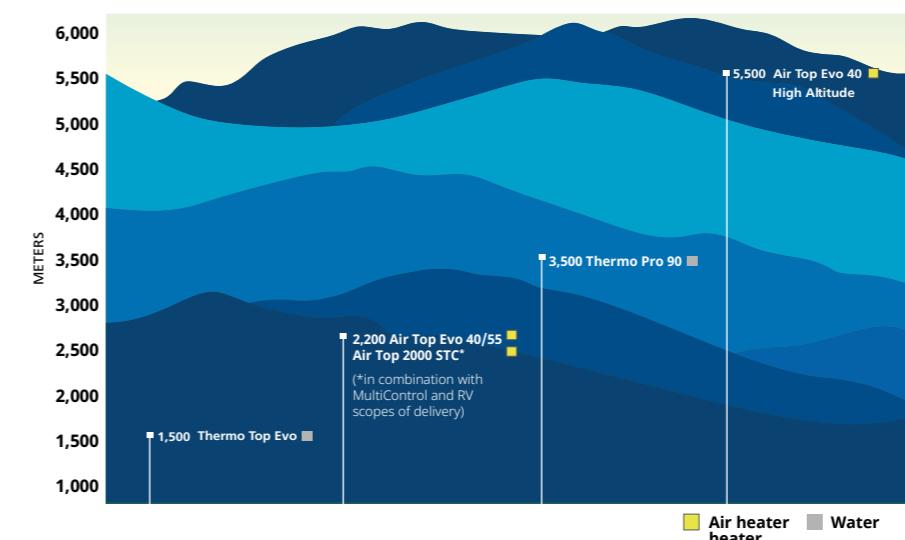
Noise reduction accessories that sum up to a no noise kit like:

 - Specific RV fuel pumps: Operate at a very low noise level
 - Exhaust, combustion and heating air silencers reduce significantly noise emissions, ensuring peaceful nights for users and their neighbours
- 4 External cabin temperature sensor is obligatory for RV applications**

It is a standard in all RV scopes of delivery and provides additional advantages:

 - Target temperature inside is reached more accurately
 - Using the external cabin temperature sensor triggers the heater to stop the blower in stand-by mode
 - In addition, the power consumption is reduced significantly
- 5 Suitable for operation in high altitudes**
 - Integrated altitude sensor in Air Top Evo heaters guarantees optimum heat output at high altitudes
 - The MultiControl user interface allows to select an altitude operating mode for the Air Top 2000 STC

Heating power altitude range



All Webasto fuel-operated heaters are designed for use at elevations not to exceed the maximum recommended operational elevation, which varies by product and model. Please consult your operation manual to determine the maximum operational elevation for your specific product and model. Use of any Webasto fuel-operated heaters at elevations higher than those recommended may lead to reduced performance and may require increased service and maintenance.

Air heaters

Air Top Evo: Perfect heat even in high altitudes!



MultiControl:

The MultiControl sets standards in terms of its modern design and user-friendliness that allows fast and intuitive operation. It includes features like an immediate start button, the ventilation function and fault code display. You can program up to three start times per day for your heater which allows the best individual comfort.



ThermoConnect TCon2:

Our app lets you control your water and / or air heater smarter and more flexibly than ever before. Available for iOS and Android devices.

Air heaters



Air Top 2000 STC

See page 22



Air Top Evo 40

See page 24



Air Top Evo 55

See page 26

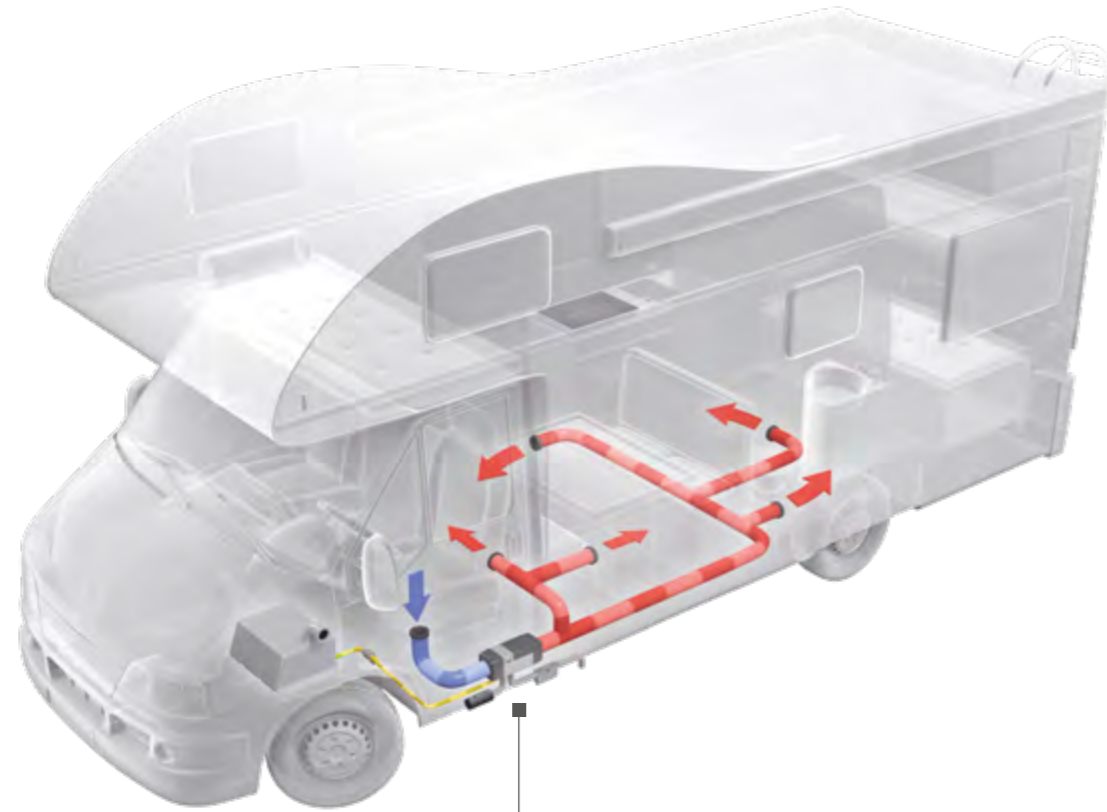
Technical specifications

	Air Top 2000 STC		Air Top Evo 40	Air Top Evo 55
Heat power (kW)	0.9 – 2.0	1.0 – 2.0	1.5 – 3.5/4.0*	1.5 – 5.0/5.5*
Fuel	Diesel	Gasoline	Diesel	Diesel
Fuel consumption (l/h)	0.12 – 0.24	0.14 – 0.27	0.18 – 0.43/0.49*	0.18 – 0.61/0.67*
Rated voltage (V)	12	12	12	12
Rated power consumption (W)	15 – 30	15 – 30	15 – 40/55*	15 – 95/130*
Air flow against 0.5 mbar (m³/h)	93	93	132 / 140*	200 / 220*
Dimensions L x W x H (mm)	310 x 120 x 118	310 x 120 x 118	423 x 148 x 162	423 x 148 x 162
Weight (kg)	2.6	2.6	5.9	5.9

* Increased heat output („Boost“) possible for max. 6 hrs (Air Top Evo 40) or 30 min. (Air Top Evo 55).

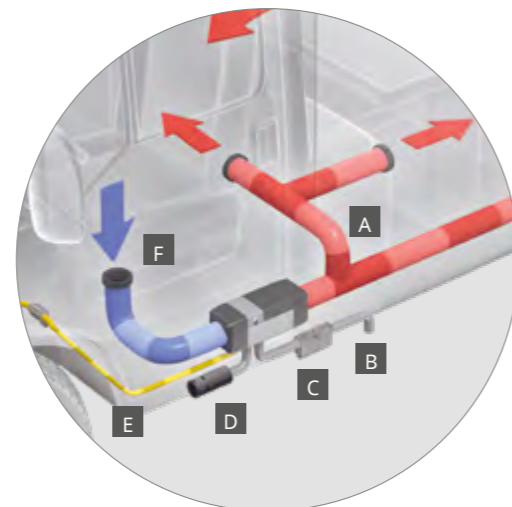
Air heaters

Application concept



Air heater can be installed inside or underneath the vehicle

- A** Hot air outlet: Hot air is distributed through a ducting system
- B** Exhaust pipe
- C** Silencer
- D** Combustion air intake
- E** Fuel supply leads to the vehicle fuel tank or fuel return line
- F** Fresh air intake



Air heaters

Advantages

The advantages of Webasto air heaters

- Optimum heat output at high altitudes thanks to altitude sensor (Evo range) and altitude mode integrated in MultiControl
- Heating power from 0.9 kW to 5.5 kW
- Very compact heater for easier and faster installation
- Smooth blower and burner operation for low noise and fuel consumption
- Hot air is channeled and distributed through the motor home, ensuring a constant temperature
- Precise and stepless cabin temperature control
- Very fast heat-up phase
- Low noise operation
- Diesel-fueled, directly fed from the tank
- More space inside due to the possibility of outside installation
- Heating while driving allowed in all countries

How Webasto air heaters work

When the unit is switched on, the fuel pump feeds fuel from the vehicle fuel tank to the heater. Here the fuel is automatically ignited by means of a glow plug. In the combustion chamber, a flame is lit which heats up the heat exchanger. The unit takes air in from the outside for combustion purposes and the combusted exhaust air is discharged to the outside.

During heating, the integrated fan takes in the air to be heated through the inlet and feeds it through the unit. As the air flows through the heat exchanger, it heats up and is then distributed through the outlet.

The connected hot air pipes now spread the air evenly throughout the vehicle interior. Due to the unit's own separation of the combustion circuit from the heating circuit, there is no impairment of the quality of the hot air.

A temperature sensor constantly measures the interior temperature and automatically adapts the heating power output by adjusting the amount of air passing through the unit. In this way, the temperature selected by the user is rapidly reached and maintained at a constant level.

After the unit has been switched off, the combustion process is terminated in a controlled manner. For this purpose, the unit briefly goes into re-run mode to cool itself down. It is then immediately ready for restarting.



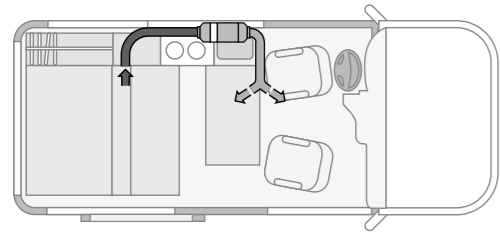
Air heaters

Air Top 2000 STC

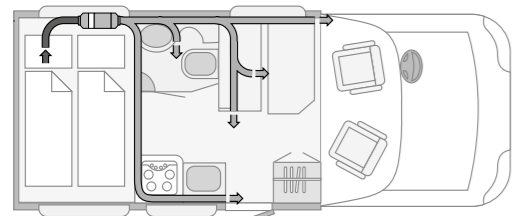


Air Top 2000 STC – quiet comfort

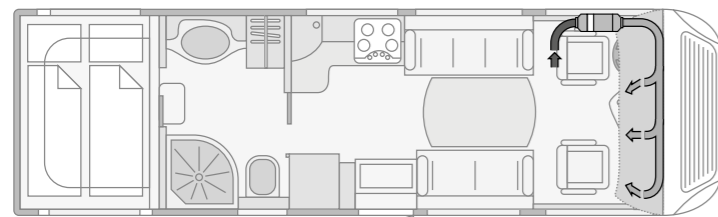
The quiet heater – the smallest air heater on the market. It offers excellent heat output and optimal economy.



A simple air distribution system is recommended in small recreational vehicles. Heated air outlets and intake positioned as far as possible from each other ensure that the air is distributed uniformly.



The air intake system also heats the garage it operates in. An aperture returning air to the living space is then obligatory.



In large vehicles the Air Top 2000 STC is used as an additional heater for the front section for generating pleasant temperatures in this inadequately insulated area as well.

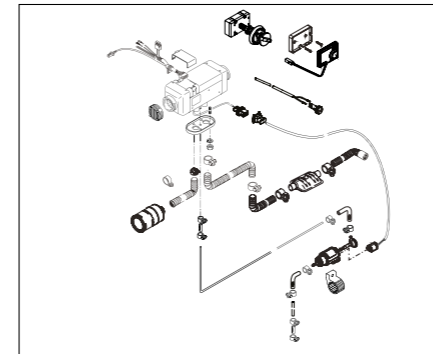
The advantages of the Air Top 2000 STC:

- Short heating-up times thanks to effective output
- Low operating costs
- Available as a complete installation kit for quick and simple retrofitting
- Very compact dimensions
- Silent fuel pump DP42.4 as standard

The comfort scope of delivery has the following additional advantages:

- MultiControl user interface is already included
- Altitude adjustment up to 2,200 m possible
- Additional functions like ventilation mode and timer included
- Even more silent

Scopes of delivery



Air Top 2000 STC

- MAM* heater
- External temperature sensor
- Extension fuel pump wiring harness 7 m
- Fuel hose 5 m
- Fuel pump DP42.4
- Mounting parts
- Documentation

Standard scope of delivery (1)

- Wiring harness
- Small air intake silencer with hose 40 cm
- Flexible exhaust tube 60 cm
- Rotary selector switch
- Standard exhaust silencer



Comfort scope of delivery (2)

- Wiring harness
- Big air intake silencer with hose 40 cm
- Flexible exhaust tube 80 cm
- MultiControl RV / MAR ATE with altitude mode
- Thermo Top exhaust silencer



* Manual altitude mode.

Technical specifications

	Air Top 2000 STC	
	Diesel	Gasoline
Heating power (kW)	0.9 – 2.0	1.0 – 2.0
Fuels	Diesel DIN EN 590, B100 Fame DIN EN 14214*, Paraffinic fuel (HVO / GTL) DIN EN 15940	E0-E10 EN 228
Fuel consumption (l/h)	0.12 – 0.24	0.14 – 0.27
Rated voltage (V)	12	12
Rated power consumption (W)	15 – 30	15 – 30
Air flow against 0.5 mbar (m³/h)	93	93
Dimensions L x W x H (mm)	310 x 120 x 118	310 x 120 x 118
Weight (kg)	2.6	2.6

* Recommendation: max. one season only due to aging of the fuel.

1

Order number

Air Top 2000 STC D 12 V RV Standard	9032154D
Air Top 2000 STC D 12 V RV Comfort	9032155D
Air Top 2000 STC P 12 V RV Standard	9037572B
Air Top 2000 STC P 12 V RV Comfort	9037573B

2

Mounting parts

For best mounting of each heater, please refer to our dedicated mounting accessories.

3

Fuel extractor

The connection of the heater to the fuel system depends on the vehicle. Please select the right solution for each vehicle.

4

Air distribution

For the distribution of the hot air in a motorhome, you need hoses, distributors and outlets. Please compose the air system individually.

5

Accessories (optional)

For extension of your heating system you will find comfort control elements as well as other installation and system components in the separate heating catalog and a selection of components also in this catalog.

Please refer to our separate heating product catalog for our full range of accessories (see also page 9).

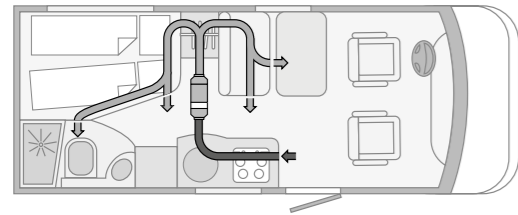
Air heaters

Air Top Evo 40

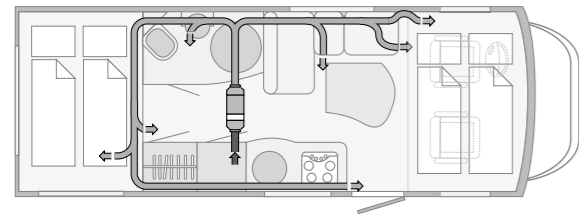


Air Top Evo 40 – efficient & silent

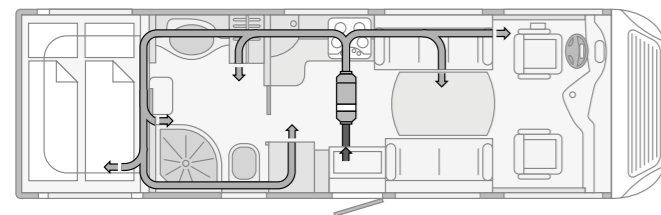
High-output, compact, quiet and up to 2,200 m altitude capability, the heater is ideally suited for the most rigorous requirements. For higher altitude requirements a heater up to 5,500 m altitude capability is available. It can be upgraded with the MultiControl panel to offer additional operation modes depending on individual heating requirements.



Depicted here is an underfloor heater operating in recirculated air mode with four outlets. The entrance area is heated indirectly by the intake line.



In top-bank vehicles the upper sleeping area should be heated with a separate outlet. The same is recommended for the garage.



In vehicles consisting of several separate areas a sufficient number of outlets must be installed for a uniform distribution of heat. The air intake is at a central location in the vehicle.

The advantages of the Air Top Evo 40:

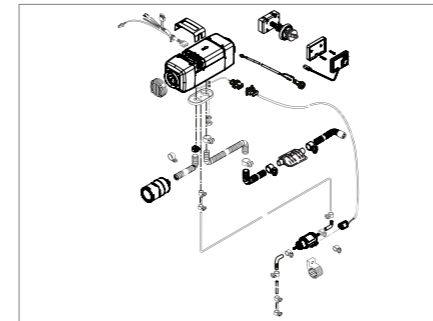
- Up to 4.0 kW heat output
- Very low electrical power consumption thanks to Intelligent Blower Control
- Very silent operation thanks to low blower speed and silent fuel pump DP42.4
- Automatic altitude adjustment up to 2,200 m as a standard
- Additional available automatic high altitude adjustment up to 5,500 m
- Automatic cold start function for quick warm-up

What is the Intelligent Blower Control?

Thanks to the control of several parameters, the heating regulation can optimize the heating output and the blower speed, resulting in:

- Low electrical consumption and low noise in regular operation (lower motor speed but same heat output)
- High heat output availability for applications with higher back pressure

Scopes of delivery



Air Top Evo 40

- Heater with (pressure) altitude sensor
- RV wiring harness with integrated DP42.4 wiring harness
- External temperature sensor 2.5 m
- Fuel hose 5 m
- Air Intake silencer Air Top Evo
- Fuel pump DP 42.4
- Big exhaust silencer
- Mounting parts
- Documentation

Standard scope of delivery

- Rotary selector switch
- Flexible air intake tube 30 cm
- Extension wiring harness fuel pump 3 m
- Flexible exhaust tube 80 cm



Comfort scope of delivery

- MultiControl RV / MAR ATE
- Flexible air intake tube 50 cm
- Extension wiring harness fuel pump 5 m
- Flexible exhaust tube 1.1 m



Technical specifications

	Air Top Evo 40
Heating power, control range/boost (kW)	1.5 – 3.5 / 4.0*
Fuels	Diesel DIN EN 590, B100 Fame DIN EN 14214**, Paraffinic fuel (HVO / GTL) DIN EN 15940
Fuel consumption, control range/boost (l/h)	0.18 – 0.43 / 0.49*
Rated voltage (V)	12
Rated power consumption (W)	15 – 40 / 55*
Air flow against 0.5 mbar (m³/h)	132 / 140*
Dimensions L x W x H (mm)	423 x 148 x 162
Weight (kg)	5.9

* Increased heat output ("Boost") possible for max. 6 hours. ** Recommendation: max. one season only due to aging of the fuel.

1

Order number

Air Top Evo 40 D 12 V RV Standard **9029235C**
 Air Top Evo 40 D 12 V RV Comfort **9029236D**
 Air Top Evo 40 D 12 V HA RV Comfort **9038982B**

HA = suitable for very high altitudes of up to 5,500 m
 Non HA = suitable for altitudes of up to 2,200 m

2

Mounting parts

For best mounting of each heater, please refer to our dedicated mounting accessories.

3

Fuel extractor

The connection of the heater to the fuel system depends on the vehicle. Please select the right solution for your vehicle.

4

Air distribution

For the distribution of the hot air in a motorhome, you need hoses, distributors and outlets. Please compose the air system individually.

5

Accessories (optional)

For extension of your heating system you will find comfort control elements as well as other installation and system components in the separate heating catalog and a selection of components also in this catalog.

Please refer to our separate heating product catalog for our full range of accessories (see also page 9).

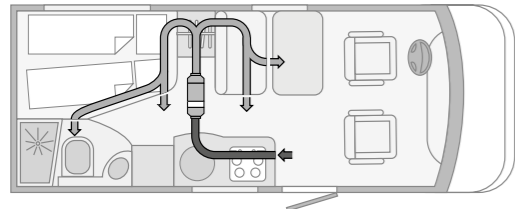
Air heaters

Air Top Evo 55

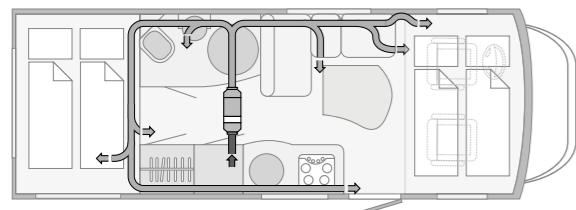


Air Top Evo 55 – efficient & silent for extreme conditions

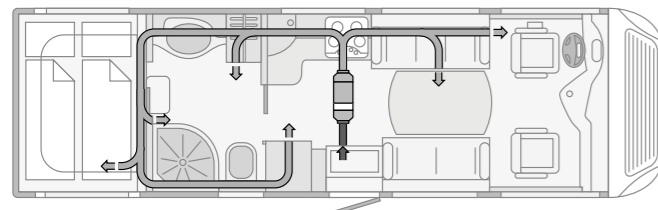
Extremely powerful, compact and quiet, this heater ensures a comfortable climate for larger motorhomes even under the harshest conditions and satisfies the most demanding requirements. It can be upgraded with the MultiControl panel to offer additional operation modes depending on individual heating requirements.



Depicted here is an underfloor heater operating in recirculated air mode with four outlets. The entrance area is heated indirectly by the intake line.



In top-bank vehicles the upper sleeping area should be heated with a separate outlet. The same is recommended for the garage.



In vehicles consisting of several separate areas a sufficient number of outlets must be installed for a uniform distribution of heat. The air intake is at a central location in the vehicle.

Technical specifications

	Air Top Evo 55
Heating power, control range / boost (kW)	1.5 – 5.0 / 5.5*
Fuels	Diesel DIN EN 590, B100 Fame DIN EN 14214**, Paraffinic fuel (HVO / GTL) DIN EN 15940
Fuel consumption, control range / boost (l/h)	0.18 – 0.61 / 0.67*
Rated voltage (V)	12
Rated power consumption (W)	15 – 95 / 130*
Air flow against 0.5 mbar (m³/h)	200 / 220*
Dimensions L x W x H (mm)	423 x 148 x 162
Weight (kg)	5.9

* Increased heat output ("Boost") possible for max. 30 min. ** Recommendation: max. one season only due to aging of the fuel.

The advantages of the Air Top Evo 55:

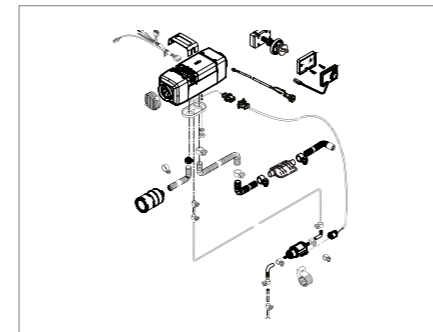
- Up to 5.5 kW heat output
- Very low electrical power consumption thanks to Intelligent Blower Control
- Very silent operation thanks to low blower speed and silent fuel pump DP42.4
- Automatic altitude adjustment up to 2,200 m as standard
- Automatic cold start function for quick warm-up
- Compatible with MultiControl digital control panel

What is the Intelligent Blower Control?

Thanks to the control of several parameters, the heating regulation can optimize the heating output and the blower speed, resulting in:

- Low electrical consumption and low noise in regular operation (lower motor speed but same heat output)
- High heat output availability for applications with higher backpressure

Scopes of delivery



Air Top Evo 55

Heater with (pressure) altitude sensor

RV wiring harness with integrated DP42.4 wiring harness

External temperature sensor 2.5 m

Fuel hose 5 m

Air-intake silencer Air Top Evo

Big exhaust silencer

Fuel pump DP42.4

Mounting parts

Documentation

Standard scope of delivery

Rotary selector switch

Flexible air intake tube 30 cm

Extension wiring harness fuel pump 3 m

Flexible exhaust tube 80 cm



Comfort scope of delivery

MultiControl RV / MAR ATE

Flexible air intake tube 50 cm

Extension wiring harness fuel pump 5 m

Flexible exhaust tube 1.1 m



1

Order number

Air Top Evo 55 D 12 V RV Standard **9029244C**
Air Top Evo 55 D 12 V RV Comfort **9029245D**

2

Mounting parts

For best mounting of each heater, please refer to our dedicated mounting accessories.

3

Fuel extractor

The connection of the heater to the fuel system depends on the vehicle. Please select the right solution for your vehicle.

4

Air distribution

For the distribution of the hot air in a motorhome, you need hoses, distributors and outlets. Please compose the air system individually.

5

Accessories (optional)

For extension of your heating system you will find comfort control elements as well as other installation and system components in the separate heating catalog and a selection of components also in this catalog.

Please refer to our separate heating product catalog for our full range of accessories (see also page 9).



Range Plus system

Extends the range of E-Vans under cold conditions and ensures warm interiors

Despite new generation battery technologies and battery management systems, heating the interiors of electric vehicles during periods of cold weather limits the range of the electric car per battery charge by **up to 35 percent**.

- Heat escapes as a result of frequent door opening.
- Window areas cause vehicle interiors to cool down quickly.
- Transportation of temperature-sensitive goods demands a reliable and constant ambient temperature, for which energy is required to heat the cargo compartment.

Webasto's Range Plus system – a fuel-powered Air Heater plus fuel tank – significantly reduces the load on the vehicle's existing electric heater. It moreover ensures pleasant temperatures for passengers and everyone who relies on a warm vehicle for work.

Retrofit of:

- Heat source air heater
- Heater control (MultiControl/TCon2)
- Air distribution (in-/outlet)
- Fuel supply (fuel tank, fuel filler assembly, refuel cap)
- Tank level indicator

Technical release of solution:

- DEKRA (development with an authorized partner)
- Result of Range Plus:
 - **up to 80 km** additional range at comfortable interior temperatures
 - **up to 50 h** of additional heat

Set includes:

- Air Top 2000 STC D 12 V/Air Top Evo 40 D 12 V
- Vehicle specific installation kit
- Air in-/outlet, air routing, external temp sensor, heater bracket, wiring harness extension, etc.
- Fuel tank, tank level sensor, tank level indicator (LED), fuel filler assembly, refuel cap
- Available for: Mercedes EQV/E-Vito Tourer/VW ID.Buzz Cargo/VW ID.Buzz Van/Ford e-Transit, Stellantis K0 (Peugeot Expert/Citroën Jumpy/Opel Vivaro)



Further possible applications:

- Student transport
- Transport of disabled or sick persons
- Mobile workplace
- Transport & storage of temperature sensitive materials




More information: webasto-comfort.com/int/rangeplus

Water heaters

Thermo Top Evo:

The popular parking heater adapted to RV needs



MultiControl:

The MultiControl sets standards in terms of its modern design and user-friendliness that allows fast and intuitive operation. It includes features like an immediate start button, the ventilation function and fault code display. You can program up to three start times per day for your heater which allows the best individual comfort.



ThermoConnect TCon2:

Our app lets you control your water and / or air heater smarter and more flexibly than ever before. Available for iOS and Android devices. Alexa Skill myWebasto available for Alexa capable devices.

Water heaters



Thermo Top Evo

See page 36



eThermo Top

See page 38



Thermo Pro 90


See page 40

Technical specifications

	Thermo Top Evo	Thermo Pro 90	eThermo Top Eco
Heating power (kW)	1.8 – 5.0	1.8 – 7.6 / 9.1	2.0 / 3.0
Fuel	Diesel	Diesel	230 V ~
Fuel consumption (l/h)	0.22 – 0.62	0.15 – 0.9 / 1.1	-
Rated voltage (V)	12	12	12 – 14
Operating voltage range (V)	11 – 16.5	10.5 – 16	220 – 230
Rated power consumption (W)	10 – 33	37 – 83 / 90	-
Dimensions L x W x H (mm)	218 x 91 x 147	385 x 139 x 219	181 x 91 x 133
Weight (kg)	2.1	4.9	1.2

Water heaters

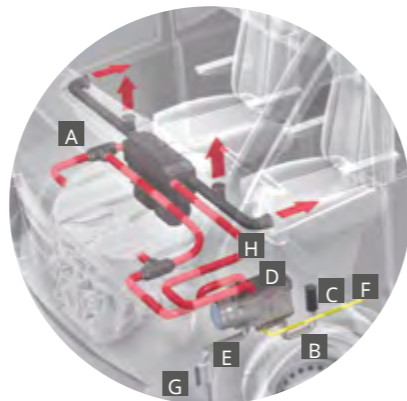
Application concept



The water heater saves space by being installed in the engine compartment

The Thermo Top Evo can also be integrated into the existing water heating system.

- A** Check valve
- B** Combustion air intake
- C** Intake silencer
- D** Water pump and water inlet
- E** Exhaust pipe
- F** Fuel pipe to vehicle fuel tank
- G** Exhaust silencer
- H** Hot water outlet



Water heaters

Advantages

The advantages of a Webasto water heater

- Supply of warmth via the air outlets in the dash board (Thermo Top Evo)
- Cabin heating and optional pre-heating of the engine
- Heating power from 2 kW up to 9 kW
- Less emissions due to engine pre-heating
- Very fast heat-up phase
- Quiet-running, low noise operation
- Diesel-operated, directly fed from the vehicle tank or electrically driven via 230 V power socket

How Webasto water heaters work


When the unit is switched on, the fuel pump feeds fuel from the vehicle fuel tank to the heater. Here the fuel is automatically ignited by a glow plug. If combustion does not occur immediately, the unit automatically repeats the start-up procedure. A flame is ignited in the combustion chamber which heats up the heat and the coolant exchanger. The unit takes air from the outside for combustion purposes and the combusted exhaust air is discharged to the outside.

During heating an internal circulation pump feeds the water glycol mixture through the unit. As the water glycol mixture flows through the heat exchanger, it heats up. In the connected water circulation system, heat exchangers then transfer the energy to the interior and the engine.

Once the vehicle interior or engine has warmed up, the heat requirement is reduced and the water temperature continues to rise. At a pre-set temperature threshold the unit reduces output at this moment or goes into standby mode.

The heating procedure automatically restarts when the water temperature drops below a certain level. The unit thus adapts the heat output automatically to the heat requirement.

After the unit has been switched off, the combustion process is terminated in a controlled manner. For this purpose, the unit briefly goes into re-run mode to cool itself down. It is then immediately ready for restarting.



Water heaters

Thermo Top Evo Smart



Available in July 2025

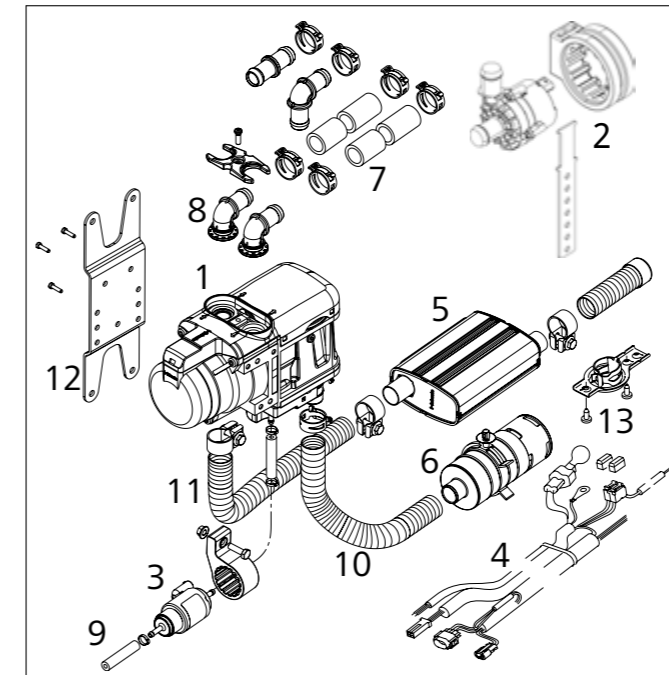
Enjoy extra warmth anywhere, anytime

Our all-rounders among parking heaters have been made more than future-proof with the Thermo Top Evo Smart: Future market requirements for passenger cars, recreational vehicles (RV), boats, and commercial vehicles have already been taken into account.

Easy system integration and cross-communication is key for this major product update. The heater is easy to integrate into vehicles thanks to wide range of supported communication types, i.e., analogue, LIN, CI and W-Bus – which gives installation partners huge flexibility boost. A set of universal installation kits have been created to reduce complexity and quantity of article numbers.

Key facts at a glance:

- Suitable for car, RV, marine and commercial applications
- Vehicle specific installation kits with universal scope of delivery are available
- Comfort heating function combined with a silent and efficient lower heating power mode at 1.8 kW
- Allows cross communication with different types of communication standards, i.e. LIN, CI, W-Bus
- Adapted for all modern and sustainable fuel types, i.e. gasoline, diesel and future-proof bio-fuels (HVO, E85 approved)
- Meets the new, high safety requirements according to cyber security standard DIN 21434, also for retrofitting



Contents scope of delivery/Installation kit

Part	SOD	IK	Description
1	■		Heater
2		■	Coolant pump UP500
3		■	Fuel pump DP42.4
4		■	Heater wiring harness (example drawing)
5		■	Exhaust silencer
6		■	Air intake silencer
7		■	Coolant hose Di 18 / Da 25 / L 2000
8		■	Coolant connection piece 90° / Da 18 / 2 off
9		■	Fuel hose Di 2 / Da 5 / L 5000
10		■	Flexible combustion air pipe Di 21.4 / L 400
11		■	Flexible stainless steel exhaust pipe D 22 / L 1000
12		■	Heater bracket
13		■	Exhaust end fixing
		■	Further mounting material
		■	Technical documentation

Now with LIN and continuous heating with gasoline

Technical data

Model overview	Thermo Top Evo Smart 4 kW CAR AM		Thermo Top Evo Smart 5 kW CAR AM		Thermo Top Evo Smart 5 kW RV/HD	
	Diesel	Gasoline	Diesel	Gasoline	Diesel	Gasoline
ECE approval number ECE R122 (heating)	E1 00 0258		E1 00 0258		E1 00 0258	
ECE approval number ECE R10 (EMC)	E1 06 5627		E1 06 5627		E1 06 5627	
Declaration of conformity (CE)	CE		CE		CE	
Heating capacity (part load/full load) [kW]	1.8 / 4.0		1.8 / 5.0		1.8 / 5.0	
Fuel consumption (part load/full load) [l/h]	0.23 / 0.49	0.28 / 0.56	0.31 / 0.62	0.39 / 0.70	0.31 / 0.62	0.23 / 0.62
Nominal voltage (V)	12		12		12	
Communication	analog / W-Bus / LIN / CI-Bus		analog / W-Bus / LIN / CI-Bus		W-Bus / LIN / CI-Bus	
Cyber security	ISO 21434		ISO 21434		ISO 21434	
Function	depending on control element up to 120 min		depending on control element up to 120 min		comfort heating	
Function (with optional kit)	high altitude up to 3000 m		high altitude up to 3000 m		high altitude up to 3000 m	
Rated power consumption, part load/full load (W)	12/21	15/21	12/33	15/33	12/33	12/33
Fuels	Diesel (DIN EN 590) Arctic Diesel HVO/GTL (DIN EN 15940)	E0-E10 (EN228) E85 (DIN51625) M15	Diesel (DIN EN 590) Arctic Diesel HVO/GTL (DIN EN 15940)	E0-E10 (EN228) E85 (DIN51625) M15	Diesel (DIN EN 590) Arctic Diesel HVO/GTL (DIN EN 15940)	E0-E10 (EN228) E85 (DIN51625) M15
Operating temperature (°C)	-40 to 60		-40 to 60		-40 to 60	
Dimensions L x W x H (mm)	218 x 91 x 147		218 x 91 x 147		218 x 91 x 147	
Weight (kg)	2.1		2.1		2.1	
Coolant Pump UP500						
Volume flow against 140mbar / 23° C (l/h)	450		450		450	
Dimensions L x W x H (mm)	98 x 53		98 x 53		98 x 53	
Weight (kg)	0.25		0.25		0.25	

NEW: Webasto System Diagnostics 9044777A

Thermo Top Evo Smart CAR AM

Scope of delivery, heater	Order number
Thermo Top Evo Smart 4 kW CAR AM Diesel Basic	9043586A
Thermo Top Evo Smart 4 kW CAR AM Gasoline Basic	9043585A
Thermo Top Evo Smart 5 kW CAR AM Diesel Basic	9043588A
Thermo Top Evo Smart 5 kW CAR AM Gasoline Basic	9043587A

Control element not included. Separate order required.

Thermo Top Evo Smart 5 kW RV/HD

Scope of delivery, heater	Order number
Thermo Top Evo Smart 5 kW HD-LIN (presetting for LIN) Diesel Basic	9043596A
Thermo Top Evo Smart 5 kW RV-CI Classic (CI-Bus) Gasoline Basic	9043597A
Thermo Top Evo Smart 5 kW RV-CI Classic (CI Bus) Diesel Basic	9043598A

Installation kit*	Order number
Standard Kit CAR	9044029A
Standard Kit RV	9044059A
Vehicle specific installation kit	please check our dealer portal on the internet

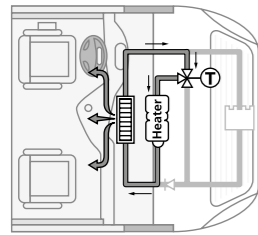
Water heaters

Thermo Top Evo

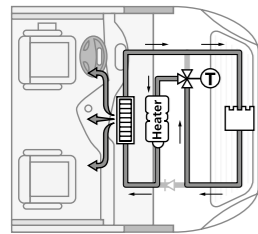


Thermo Top Evo RV Classic

The Thermo Top Evo is adapted to the specific needs of RV enthusiasts. It allows unlimited heating and offers the double function of heating the cabin and preheating the engine.



The Thermo Top Evo preheats automatically the cabin and the motor: First, the hot water circulates in the vehicle's water circuit, thus heating up the cabin. All available heat is transferred via the vehicles' blower system to the driver's cabin.



When the cabin is warm enough, the thermostat valve opens and the engine is also heated up by the hot water. The effect can even be increased by reducing the blower speed at the air outlets to a minimum.

The advantages of the Thermo Top Evo:

- More comfort in the front of the vehicle thanks to warmth supplied via the air outlets in the dashboard
- Low fuel consumption due to minimum power level
- Operated by MultiControl or via app through ThermoConnect TCon 2
- Very fast heat-up phase
- Low noise

What is the new generation about?

- Stepless heating power adjustment between 1.8 and 5 kW
- Continuous heating with less starts and stops
- Exhaust temperature control for optimized environmental conditions

Basic scope of delivery and basic installation kit



Thermo Top Evo RV Classic

Basic scope of delivery

- Heater (Thermo Top Evo RV Classic)
- Coolant pump 4847 Econ with bracket
- Fuel pump DP42.4 with bracket
- Mounting parts water
- Documentation

Basic installation kit

- Exhaust silencer
- Wiring harness heater
- Wiring harness relay fuse holder
- Mounting parts exhaust
- Combustion air silencer
- Wiring harness coolant pump 0.6 m

Vehicle specific parts

See available specific installation kits

Technical specifications

	Thermo Top Evo
Heating power (kW)	1.8 – 5.0
Fuels	Diesel DIN EN 590, Paraffinic fuel (HVO / GTL) DIN EN 15940
Fuel consumption (l/h)	0.22 – 0.62
Rated voltage (V)	12
Operating voltage range (V)	11 – 16.5
Rated power consumption (W)	10 – 33
Dimensions L x W x H (mm)	218 x 91 x 147
Weight (kg)	2.1

1
↓
Basic heater scope of delivery
Thermo Top Evo D 12 V RV Classic **9042116A**

2
↓
Basic installation kit
Basic installation kit
Thermo Top Evo RV Classic **9042120B**

3
↓
Specific installation kits
In order to perform a complete application, a vehicle specific installation kit is recommended in addition to the Basic scope of delivery and Basic installation kit.

Thermo Top Evo Fiat Ducato MC MY17 **1325657A**
(covers engines 2,3 JTD 96KW and 109 kW AAC and AC manual)

Thermo Top Evo Iveco Daily MC MY17 **1326237B**

Thermo Top Evo Additional Kit ACC
Fiat Ducato MC MY17 **1325954A**

For the latest list of available vehicle specific installation kits please contact your Webasto Service Center.

4
↓
User interface
To control the heater please choose a user interface from the accessory catalog.

5
↓
Mounting parts
Are included in specific kits or are available as separate accessories. To identify the necessary parts please contact your Webasto Service Center.

6
↓
Accessories (optional)
For extension of your heater system you will find comfort control elements as well as other installation and system components in the separate heating catalog as well as in this catalog.

Please refer to our separate heating product catalog for our full range of accessories (see also page 9).

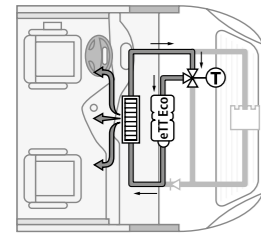
Water heaters

eThermo Top Eco



eThermo Top Eco


Extremely small dimensions and weight, the electrical heater eThermo Top Eco convinces with no emission in operation. The pure electrical heater will operate with the 230 V network of the vehicle. A further highlight of the heater is the integrated smart trickle charge function of the vehicle's battery.



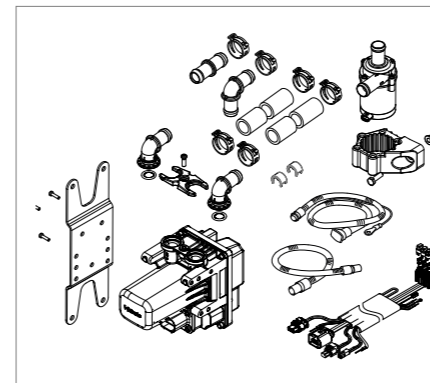
The eThermo Top Eco preheats automatically the cabin and the motor: First, the hot water circulates in the vehicle's water circuit, thus heating up the cabin. All available heat is transferred via the vehicles' blower system to the driver's cabin.

The advantages of the eThermo Top Eco:

- No emissions in operation
- Extremely small and light, weighting only 1.2 kg
- Trickle charge function of the vehicle's battery
- Low noise



Scopes of delivery



eThermo Top Eco

Basic scope of delivery

- Heater (eThermo Top Eco)
- Cable harness
- Mounting cable
- Mounting parts
- Documentation
- Coolant pump 4847 Econ

Installation kit

- Heater bracket
- Wiring harness fan control
- Wiring harness relay fuse holder
- Coolant hose 2 m
- Connecting pipes water
- Mounting parts water
- Technical information

- Basic heater scope of delivery**
 eThermo Top Eco 20 P Basic **1330002A**
 eThermo Top Eco 30 P Basic **1330003A**
- Installation kit**
 In order to perform a complete application the Mounting Part Set is needed in addition to the Basic scope of delivery.

 Basic Mounting Part Set
 eThermo Top Eco P **1330001A**
- Control options**
 The heater is easily activated by providing 230 V power to it. This can be achieved e.g. via a switch or timer.
- Mounting parts**
 For best mounting of each heater, please refer to our dedicated mounting accessories.

Technical specifications

	eThermo Top Eco 20 P	eThermo Top Eco 30 P
Heating power (kW)	2	3
Fuels	electrically powered	electrically powered
Power supply (V) (50 Hz)	230	230
Required power supply amperage (A)	≥ 10	≥ 16
Output voltage (V)	12 – 14	12 – 14
Electrical power input @230 V (kW)	2	3
Battery charge function* (W)	25	25
Dimensions L x W x H (mm)	181 x 91 x 133	181 x 91 x 133
Weight (kg)	1.2	1.2

* Depending on thermal load and ambient conditions to supply power to circulation pump and vehicle fan and protect against battery discharge.

Please refer to our separate heating product catalog for our full range of accessories (see also page 9).

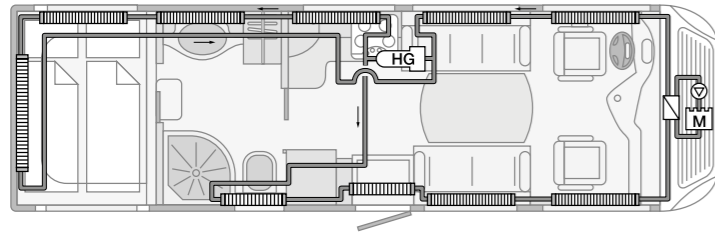
Water heaters

Thermo Pro 90



Thermo Pro 90

The Thermo Pro 90 enables the pre-heating of the passenger compartment in medium to large vehicles and optional engine pre-heating.

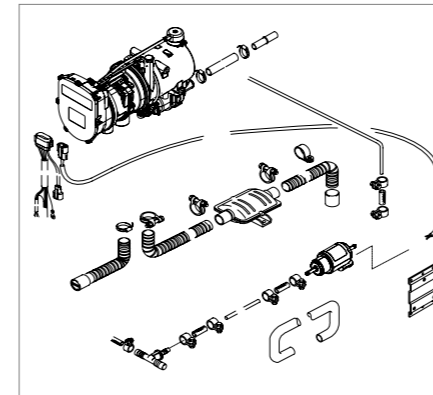


When several convectors are applied, a parallel distribution should be chosen. That way you ensure that even the last convector is still performing perfectly.

The advantages of the Thermo Pro 90:

- Wide heating power range from 1.8 to 9.1 kW
- Low weight, compact design
- High operational readiness of vehicles even at low temperatures
- Automatic altitude adjustment up to 3,500 m

Scopes of delivery



Thermo Pro 90

Basic heater incl. U4840

Fuel pump DP42.4

Documentation

Mounting kit standard

Exhaust system with exhaust silencer

Wiring harness with fuse holder

Extension wiring harness for fuel pump 5 m

Fuel hose 6 m

Combustion system with air intake silencer

Mounting parts

Technical specifications

	Thermo Pro 90
Heating power, control range/boost (kW)	1.8 – 7.6 / 9.1
Fuels	Diesel DIN EN 590, B100 FAME DIN EN 14214, Fuel oil EL DIN 51603-1, Paraffinic fuel DIN EN 15940 (HVO, GTL)
Fuel consumption, control range/boost (l/h)	0.2 – 0.90 / 1.1
Rated voltage (V)	12
Operating voltage range (V)	10.5 – 16
Rated power consumption (W)	37 – 83/90
Dimensions L x W x H (mm)	385 x 139 x 219
Weight (kg)	4.9

* Recommendation: max. one season only due to aging of the fuel.

1

Order number

Thermo Pro 90 D 12 V Basic

9023075C

Mounting Kit Thermo Pro 90

12 V Standard

9024620A

2

User interface

To control the heater please chose a user interface such as a switch or a timer from the accessory catalog.

3

Water system

For distribution and conversion of heat within the vehicle, you need additional pipes, valves etc.

4

Accessories (optional)

For extension of your heater system you will find comfort control elements as well as other installation and system components in the separate heating catalog as well as in this catalog.





Please refer to our separate heating product catalog for our full range of accessories (see also page 9).





Main accessories for heating systems

Control elements	44
Combustion air line	46
Exhaust system	48
Fuel system	51
Hot air system	52
Water system	66
Valve	68
Mounting parts	70
Electrical accessories	72
Maintenance and diagnostics	74

Control elements

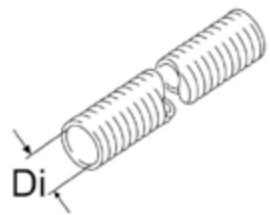
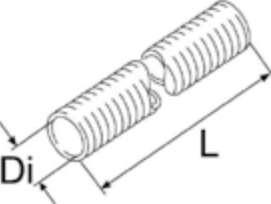
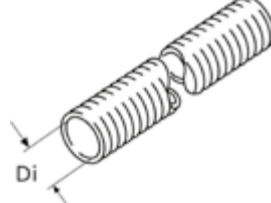
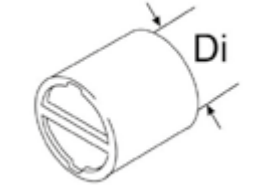
		Air Top 2000 STC	Air Top Evo 40/55	Thermo Top Evo	Thermo Top Evo Smart	Thermo Pro 90	Order number
Wireless							
	ThermoConnect TCon2 - 12/24 V, - Available control functions: heating, ventilation, setting of timers, heating time management (HTM) - Individual operating time between 1 minute – 24 hours and continuous heating - Multiple vehicle control with one app possible - 2G and 4G based control unit with integrated antenna - Including push button with integrated temperature sensor and operation indicator - App available for Android, iOS and Web App my.webasto-connect.com for every web connected device - Alexa skill mWebasto available for Alexa capable devices	■	■	■	■	■	9040223F
	Remote control Telearstart T99 - 12 V - Available control functions: heating, ventilation - Individual operating time between 10 – 120 minutes and continuous heating - Incl. one handheld transmitter with battery, receiver, self-adhesive window antenna and wiring harness			■	■	■	9039217A
	Hand-held transmitter T99 - Incl. battery, - Included in kit 9039217A, - Up to four transmitters can be connected			■	■	■	9039224A
	Y-adapter for wiring harness For connecting a second control element	■	■	■	■	■	1319820A

		Air Top 2000 STC	Air Top Evo 40/55	Thermo Top Evo	Thermo Top Evo Smart	Thermo Pro 90	Order number
Wired							
	MultiControl Mar RV ATE - 12/24 V - Available control functions: heating, ventilation - 21 activatable timer (3 preselectable on-times per day, programmable for 7 days in advance) - Quick start button - Individual operating time between 10 – 120 minutes and continuous heating - Quick and intuitive operation thanks to a large TFT display and multifunction button - Cover panel dimensions (L x W) 68 x 48 mm - Installation depth: 15 mm - Including adhesive pad - Pre-set to Air Top 2000 STC, all other air heaters can be selected	■	■	■			9030910F
	MultiControl Mar RV TT - 12/24 V - Available control functions: heating, ventilation, - 21 activatable timer (3 preselectable on-times per day, programmable for 7 days in advance) - Quick start button - Individual operating time between 10 – 120 minutes and continuous heating - Quick and intuitive operation thanks to a large TFT display and multifunction button - Cover panel dimensions (L x W) 68 x 48 mm - Installation depth: 15 mm - Including adhesive pad - Pre-set to Thermo Top Evo, all other water heaters can be selected			■	■	■	9030911E

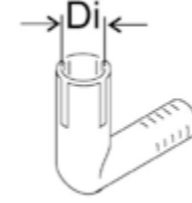
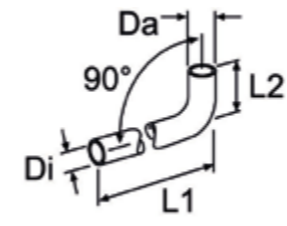

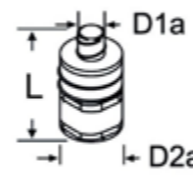
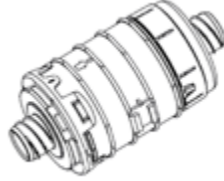
Control elements

		Air Top 2000 STC	Air Top Evo 40/55	eThermo Top Eco 20 P/30 P	Thermo Top Evo	Thermo Top Evo Smart	Thermo Pro 90	Order number
Switches								
	Digital Rotary Selector 12/24V - Simple and stepless temperature preselection - Status LED - Digital communication with heater (Webasto Control element connector) - Compact design for tight installation spaces	■	■					9045336A
	Rotary selector switch - 12 / 24 V - Available control functions: steplessly adjustable heating - With operation indicator and fault display by blink code - Cover panel dimensions: Ø 49 mm - Installation depth 55 mm	■	■					1322581A
	Rotary selector switch with automatic altitude adjustment - 12 / 24 V - With switch function and light - Cover panel Ø 49 mm - Installation depth including plug: 55 mm, - For Air Top Evo heaters with automatic altitude compensation		■					1322703A
	Installation cover panel - For rotary selector switch (1322581A) - Cover panel dimensions (L x W): 84 x 41.6 mm	■	■					1319733A
	Rocker switch ON/OFF - 12 / 24 V - Available functions: ON / OFF-switch - LED to indicate heater operation - Cover panel dimensions (L x W): 23 x 23 mm (drilling hole 20 mm)					■		9032550A
	W-LAN plug for eThermo Top Eco			■				PEA-NX-4458

Combustion air line

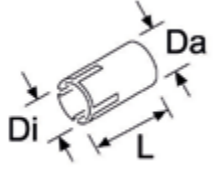

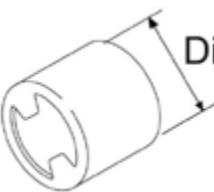
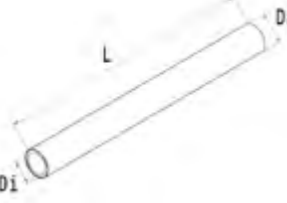
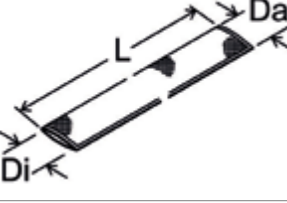

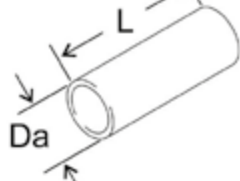
	Air Top 2000 STC	Air Top Evo 40/55	Thermo Top Evo	Thermo Pro 90	Order number
	Flexible pipe				
PAK					
Di = 22, L = 10,000	■	■			1321566A
Di = 22, L = 20,000	■	■			1321565A
Di = 25, L = 5,000		■			1321587A
Di = 25, L = 10,000		■			1321588A
Di = 25, L = 20,000		■			1321586A
Di = 30, L = 5,000				■	1321557A
Di = 30, L = 10,000				■	1321558A
Di = 30, L = 20,000				■	1321542A
	Flexible pipe				
H-M-A, for intake silencer					
Di = 21.4, L = 400	■	■			1323271A
Di = 21.4, L = 1,000	■	■			9035621A
Di = 24.5, L = 500					1322684A
	Flexible pipe				
Di = 30, Da = 34, stainless steel					
L = 3,000				■	1321494A
L = 5,000				■	1321495A
L = 10,000				■	1321496A
L = 20,000				■	1321493A
	Protection cap				
plastic					
Di = 27	■	■			1320257A
Di = 39				■	1320258A

Combustion air line

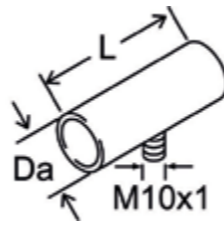
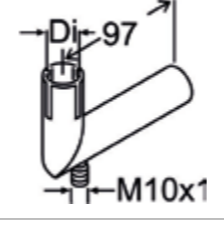
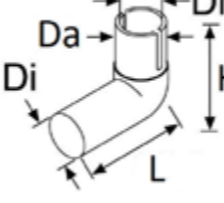
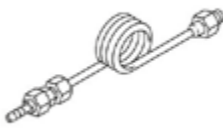
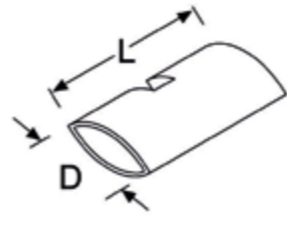
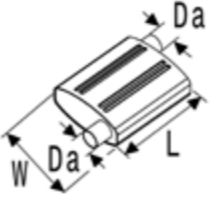
	Air Top 2000 STC	Air Top Evo 40/55	Thermo Top Evo	Thermo Pro 90	Order number
	Combustion air elbow				
plastic					
Di = 22	■	■			1320144A
Di = 25		■			1320278A
	Combustion air hose				
Di = 22, Da = 27, L1 = 1,000, L2 = 80, black	■	■			1320842A
	Air intake silencer				
PAK					
Di = 22, L = 800, without protection cap	■	■			1322455A
Di = 25, L = 650, with protection cap		■			1319924A
Di = 30, L = 500, with protection cap				■	1322512A
Di = 30, L = 1,160, without protection cap				■	1319607A
	Air intake silencer				
D2a = 52, plastic					
D1a = 21, L = 97, black	■	■			9026725A
D1a = 21, L = 97, with mounting base, black	■	■			98141A
D1a = 21, L = 149, extremely silent, reduced air intake noise, with water separator, plastic	■	■			9045274A
D1a = 21, L = 137.5, black	■	■			1315744B
D1a = 24.2, L = 138, complete with 300 mm flexible pipe		■			9025956A
	Air intake resonator				
D1a = 21, L = 128, extremely silent, reduced air intake noise, with connection of additional silencer via H-M-A 21.4 tube	■	■			9045275A

Please refer to our separate heating product catalog for our full range of accessories (see also page 9).

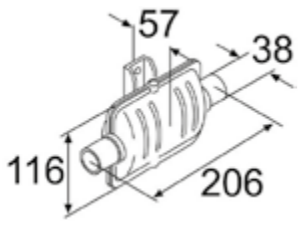
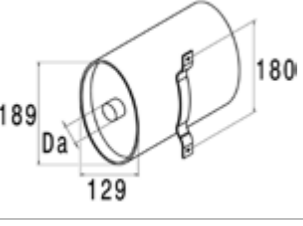
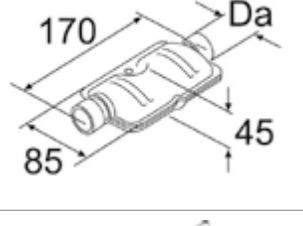
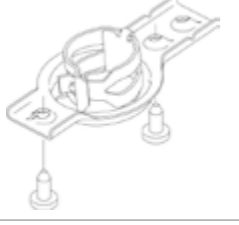

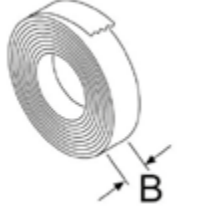
Exhaust system

		Air Top 2000 STC	Air Top Evo 40/55	Thermo Top Evo	Thermo Pro 90	Order number
	Exhaust pipe extension Di = 22, Da = 24, L = 40, stainless steel	■	■			1320382A
	Flexible pipe stainless steel					
	Di = 22, Da = 26, L = 1,000, with end cap	■	■			1322414A
	Di = 24, Da = 28, L = 10,000		■			1321523A
	Di = 38, Da = 41, L = 5,000			■		1321540A
	Di = 38, Da = 41, L = 10,000			■		1321541A
	Di = 38, Da = 41, L = 20,000			■		1321539A
	Protection cap L = 17, stainless steel					
	Di = 26, for flexible exhaust pipe	■	■			1320109A
	Di = 28, for flexible exhaust pipe		■			1320217A
	Di = 38, for flexible exhaust pipe, 10 pieces			■		1321753A
	Heat protection hose fiberglass, with cover, non-flammable, interior resistant to temperatures up to 500 °C					
	Di = 28, Da = 38, L = 324	■	■	■		1319670A
	Di = 45, Da = 55, L = 1,000			■		1328352A
	Flexible heat protection hose Di = 70, Da = 120, L = 1,850, fiberglass				■	1320830A
	Flexible heat protection hose L = 10,000					
	Di = 28, GA-A	■	■	■		1321601A
	Di = 45, GA2-A			■		1321602C
	Exhaust connecting pipe Da = 24, L = 50, stainless steel		■			1319937A

Exhaust system

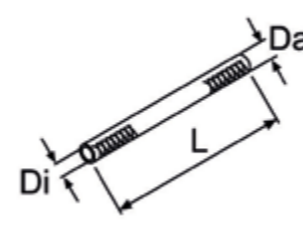
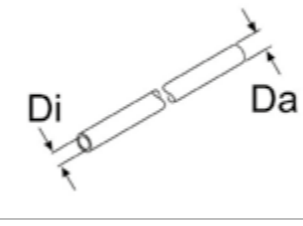
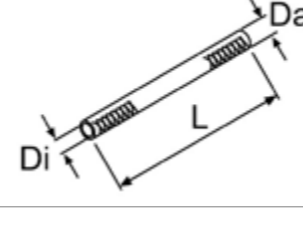
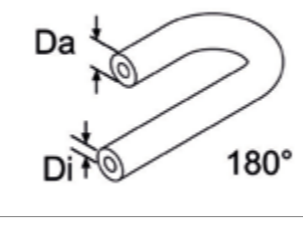
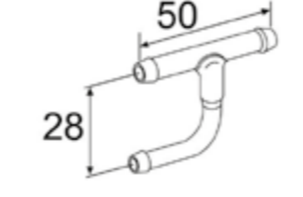
		Air Top 2000 STC	Air Top Evo 40/55	Thermo Top Evo	Thermo Pro 90	Order number
	Exhaust connecting pipe Da = 38, L = 65, stainless steel, with condensate drain				■	1320959A
	Exhaust elbow Di = 24, Da = 24, L = 97, stainless steel					
	without condensate drain		■			1320383A
	with condensate drain		■			1320378A
	Exhaust elbow without condensate drain					
	Di = 22, Da = 22, L = 65, H = 46, aluminium	■	■			1320117A
	Di = 38, Da = 38, L = 131, H = 100, stainless steel			■		1328762A
	Condensate drain L = 128, M10x1, with mounting parts, copper	■	■	■	■	92621A
	Insulating sleeve L = 120, W = 108, glass fabric, for exhaust silencers 1320841A, 1320895A and 1320488A	■	■	■		1320848A
	Exhaust silencer Da = 22, L = 179, W = 45, stainless steel	■	■			1320910A

Exhaust system

	Air Top 2000 STC	Air Top Evo 40/55	Thermo Top Evo	Thermo Pro 90	Order number
 <p>Exhaust silencer Da = 38, L = 206, W = 57, steel, surface protection zinc powder paint for temperatures up to 600 °C</p>				■	1320840A
 <p>Exhaust silencer Da = 38, L = 270, stainless steel</p>				■	1321397A
 <p>Exhaust silencer L = 170, W = 85, H = 45 Da = 22, stainless steel Da = 22, zinc powder paint surface protection for temperatures up to 650 °C, stainless steel Da = 24, steel, zinc powder paint surface protection for temperatures up to 650 °C</p>			■	■	1320895A 1320841A 1320372A
 <p>End fixing kit for flexible pipe Di 22 mm</p>			■	■	1317567A
 <p>Spacer ring for exhaust pipe Di = 25, Da = 48, W = 21, for flexible pipe 2 pieces 5 pieces</p>			■	■	1317812A 1317843A
 <p>Insulating tape L = 50,000, W = 60, white, fibre glass, temperature up to 450 °C, 2 mm thick</p>			■	■	1320357A

Please refer to our separate heating product catalog for our full range of accessories (see also page 9).

Fuel system

	Air Top 2000 STC	Air Top Evo 40/55	Thermo Top Evo	Thermo Pro 90	Order number
 <p>Fuel hose Di = 4.5, Da = 9, L = 5,000, DBL 6256.10</p>				■	1321500A
 <p>Fuel hose Di = 2, Da = 5, L = 100,000, PA 12, for RVM diesel applications, transparent</p>				■	9030734A
 <p>Fuel hose Di = 4.5, Da = 10.5, L = 50, PME-resistant, 20 pieces</p>				■	9023450A
 <p>Molded hose 180° Di = 4.5, Da = 10.5</p>				■	1319686A
 <p>H-shaped fuel extractor L = 50, H = 28, steel, zinc coated, extraction at 90° elbow 6 x 5 x 6 8 x 5 x 8 10 x 5 x 10</p>				■	1319520A 1320574A 1320806A

Please refer to our separate heating product catalog for our full range of accessories (see also page 9).

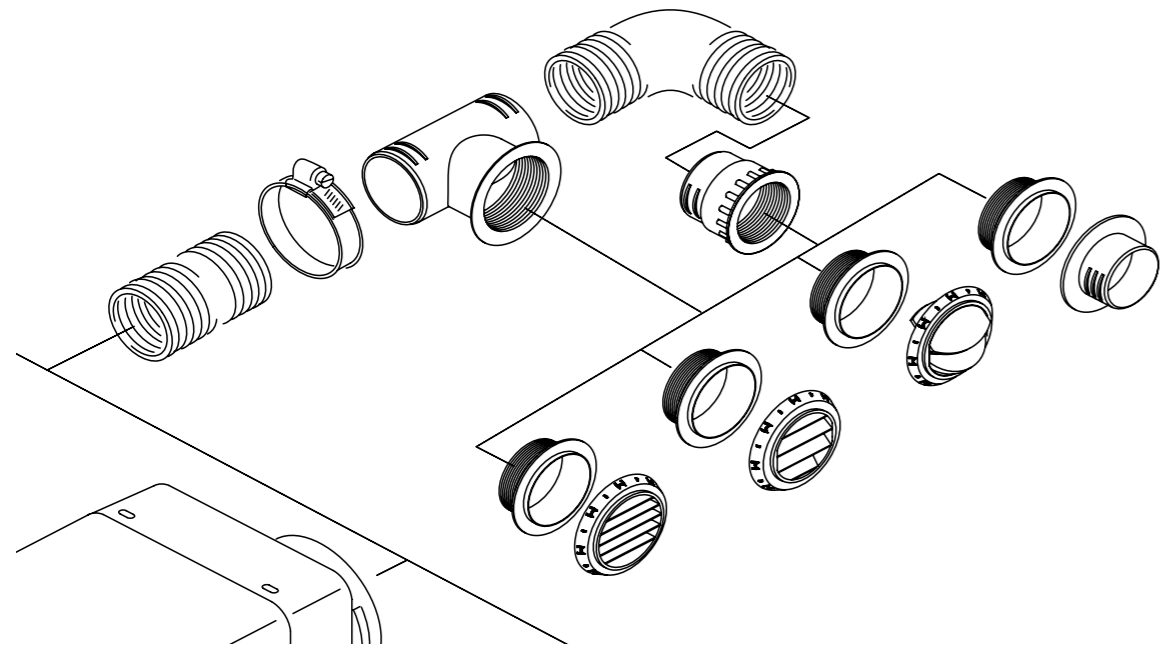
Hot air system

Advantages and features

Webasto offers a wide range of components for air distribution with high flexibility to fit any application.

The advantages:

- Full range of mounting parts needed for any application
- Multiple combination possibilities to suit any application
- Coloured air outlets, black, white, grey and brown fitting to any interior
- Fast and easy installation, also in small spaces
- High temperature resistance from -40°C up to +140°C with PA6.6 GF30 glass fibre reinforced synthetic material



Webasto is not liable for applications made with non-Webasto air ducting parts, especially for parts not guaranteeing high temperature resistance.

To ensure correct application with the correct air distribution system, it is important to have a continuous main line with openings that cannot be closed. The sum of the resistance points of the main line must not exceed the maximum number of resistance points for each air heater model. Lines branching off from the main line are not taken into account.

Consequently, the branches can also be designed with closable outlets. In the following table, several air ducting parts are listed. Exceeding the number of points (excessive air resistance of the heating air system) is detected by the heater after starting. For safety reasons, continuous heating operation is then no longer possible and the heater switches to control pause.

		Air Top 2000 STC: max. 325 resistance points			Air Top Evo 40: max. 550 resistance points Air Top Evo 55: max. 375 resistance points		
		55 / 60 mm inlet			80 / 90 mm inlet		
		Dim. in mm	Points	Id.	Dim. in mm	Points	Id.
Intake grill / grille		60	24	1320163A	90	65	1310581A
Flexible tubing per meter		55	30	various	80	27	various
		60	27	various	90	25	various
Additional points for elbow in flexible tube		55	10	various	80	7	various
		60	8	various	90	6	various
Air ducting		-	-	-	90	24	1321734A
		-	-	-	90	16	1320996A
Reducing adapter					90 > 80	45	1320186A
Reducing		60 > 55	27	1320127A	80 > 55	223	1319477A
		-	-	-	90 > 60	211	1320760A
		-	-	-	90 > 80	45	1320185A
		-	-	-	90 > 80	45	1320925A
Hose connector		55	12	1319473A	80	5	1319476A
		60	10	1320469A	90	5	1319869A

Hot air system

Air flow resistance calculation

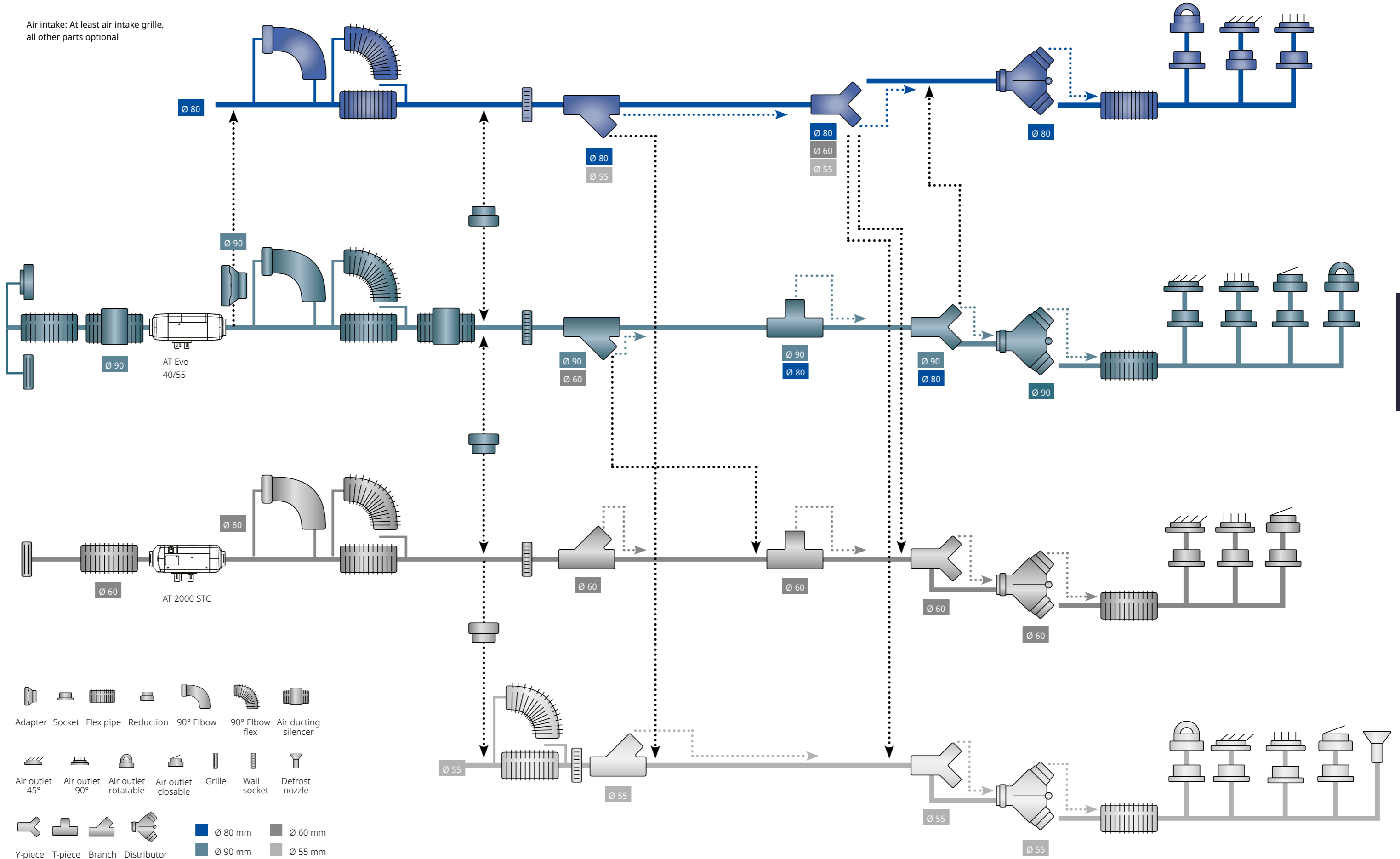
			Air Top 2000 STC: max. 325 resistance points			Air Top Evo 40: max. 550 resistance points Air Top Evo 55: max. 375 resistance points		
			55 / 60 mm inlet			80 / 90 mm inlet		
			Dim. in mm	Points	Id.	Dim. in mm	Points	Id.
Elbow for air outlet			-	-	-	60	35	1320124A
Elbow			-	-	-	80	50	1319272A
			-	-	-	90	77	1320706A
Branch			55/55/55	10	1321019A	80/55/80	8	1319479A
			60/60/60	9	1320472A	80/80/80	9	1319315A
			-	-	-	90/60/90	8	1320707A
			-	-	-	90/60/90	8	1321034A
Branch			55/55/55	22	1321019A	80/55/80	230	1319479A
			60/60/60	21	1320472A	80/80/80	50	1319315A
			-	-	-	90/60/90	228	1320707A
			-	-	-	90/60/90	228	1321034A
Y-piece			60/60/60	20	1320814A	80/55/55	230	1320753A
			-	-	-	80/60/60	201	1320471A
			-	-	-	80/80/80	50	1320375A
			-	-	-	90/90/90	42	1320470A
T-piece			60/60/60	13	1320474A	90/90/90	13	1320473A
			60/60/60	63	1320474A	90/90/90	61	1320473A
Distributor with control valve			55/55/55	19	1319224A	80/80/80	21	1319214A
			60/60/60	20	1320352A	90/90/90	21	1320926A
Distributor Y-piece			55/55/55	21	1319416A	80/80/80	50	1319212A

			Air Top 2000 STC: max. 325 resistance points			Air Top Evo 40: max. 550 resistance points Air Top Evo 55: max. 375 resistance points		
			55 / 60 mm inlet			80 / 90 mm inlet		
			Dim. in mm	Points	Id.	Dim. in mm	Points	Id.
Threaded T-piece			60/60/60	8	1320476A	90/60/90	11	1320475A
Threaded T-piece			60/60/60	36	1320476A	90/60/90	254	1320475A
Rotatable air outlet			Ø 60 / black	24	1322405A	-	-	-
Closeable air outlet			Ø 55 / black	64	1320812A	-	-	-
			Ø 60 / black	59	9012300A	-	-	-
			Ø 60 / white	59	9012301A	Ø 90 / white	50	1320713A
			Ø 60 / grey	59	9012302A	Ø 90 / black	50	1320355A
			Ø 60 / brown	59	1320208A	Ø 90 / grey	50	1320714A
Outlet 45°			Ø 55 / 45° / black	142	107836	Ø 80 / 45° / black	136	107984
			Ø 60 / 45° / black	139	9012294A	Ø 90 / 45° / black / pivoted	134	1320956A
			Ø 60 / 45° / white	139	9012295A	Ø 90 / 45° / black	134	1320709A
			Ø 60 / 45° / grey	139	9012296A	Ø 90 / 45° / white	134	1320710A
			Ø 60 / 45° / brown	139	1320761A	Ø 90 / 45° / grey	134	1320354A
			Ø 60 / 45° / brown	139	1320761A	Ø 90 / 45° / grey	134	1320354A
Outlet 90°			Ø 55 / 90° / black	37	101625	-	-	-
			Ø 60 / 90° / black	35	9012297A	Ø 80 / 90° / black	35	1322710A
			Ø 60 / 90° / white	35	9012298A	Ø 90 / 90° / black	33	1320932A
			Ø 60 / 90° / grey	35	9012299A	Ø 90 / 90° / grey	33	1320712A
			Ø 60 / 90° / brown	35	1320762A	Ø 90 / 90° / white	33	1320711A
			Ø 60 / 90° / brown	35	1320762A	Ø 90 / 90° / white	33	1320711A
Wall socket			55	10	1319417A	80	11	1319471A
			55	10	1320063A	90	12	1320924A
			60	10	1320923A	-	-	-
Wall socket with air outlet			60	24	1322634A	-	-	-
Air intake grille			60	139	1319269A	80	137	1319269A
			-	-	-	90	134	1319269A

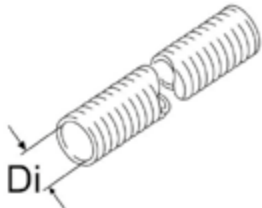

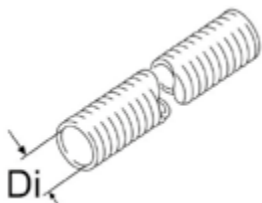
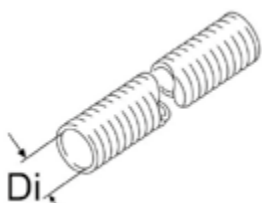
Air ducting combination possibilities:

Air ducting: At least flex pipe & air outlet, all other parts optional.


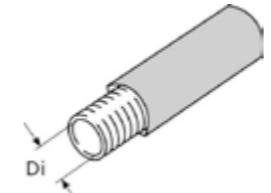
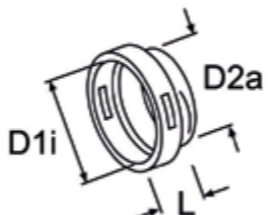
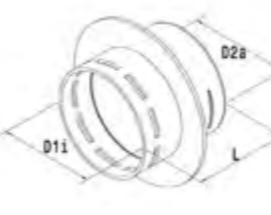

Air intake: At least air intake grille, all other parts optional



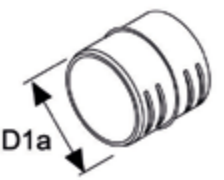

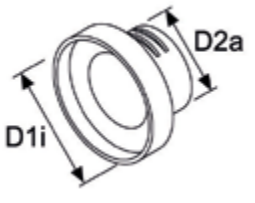
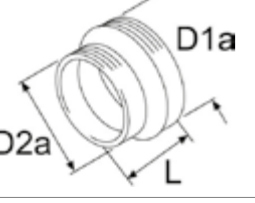


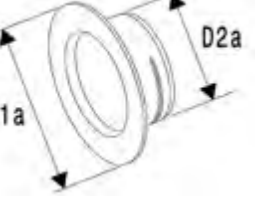
Hot air system

		Air Top 2000 STC	Air Top Evo 40/55	Order number
	Flexible pipe, 55 mm, suitable only with adapter			
	Di = 55			
	L = 2,000, APK, black	■	■	1315889A
	L = 2,000, PAPK, grey	■	■	1321580B
	L = 10,000, APK, black	■	■	1322082A
	L = 10,000, PAK	■	■	1321701B
	L = 25,000, APK, black	■	■	1311891C
L = 25,000, PAPK, grey	■	■	1311896C	
	Flexible pipe, 60 mm, suitable for Air Top 2000 STC, for other heaters with adapter			
	Di = 60			
	L = 2,000, APK, black	■	■	1321574B
	L = 2,000, PAPK, grey	■	■	1321504A
	L = 5,000, APK, black	■	■	1321575C
	L = 10,000, APK, black	■	■	1322083C
	L = 10,000, PAK, black	■	■	1321692B
	L = 10,000, PAPK, grey	■	■	1321727C
	L = 20,000, PAK, black	■	■	1321697B
	L = 25,000, APK, black	■	■	1311892C
L = 25,000, PAPK, grey	■	■	1311898C	
	Flexible pipe, 80 mm, suitable only with adapter			
	Di = 80			
	L = 1,000, AA, grey	■	■	1321531A
	L = 2,000, APK, black	■	■	1321576C
	L = 2,000, PAPK, grey	■	■	1321582B
	L = 5,000, APK, black	■	■	1321577B
	L = 10,000, AA, grey	■	■	1321533A
	L = 10,000, APK, black	■	■	1321718C
	L = 10,000, PAK	■	■	1322147B
	L = 10,000, PAPK, grey	■	■	1321729B
	L = 25,000, APK, black	■	■	1311893C
L = 25,000, PAPK, grey	■	■	1311900C	
	Flexible pipe, 90 mm, suitable for Air Top Evo 40/55, for other heaters with adapter			
	Di = 90			
	L = 2,000, APK, black	■	■	1321578C
	L = 2,000, PAPK, grey	■	■	1321506B
	L = 5,000, APK, black	■	■	1321579C
	L = 5,000, PAPK, grey	■	■	1321508A
	L = 10,000, APK, black	■	■	1321719C
	L = 10,000, PAPK, grey	■	■	1321731C
	L = 25,000, APK, black	■	■	1311894C
L = 25,000, PAPK, grey	■	■	1311902C	

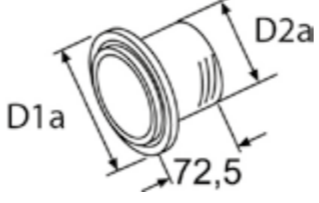

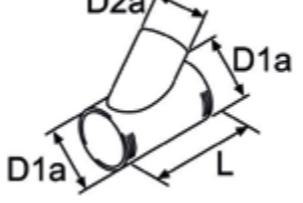


Hot air system

		Air Top 2000 STC	Air Top Evo 40/55	Order number
	Elbow			
	Di = 80.5, Da = 79, L = 115, steel, corrosion-resistant, 90°	■	■	1319272A
	Insulated hose			
	L = 12,000, PAK			
	Di = 80	■	■	1321515A
	Di = 90	■	■	1321517A
	Adapter for heater connection			
	D1i = 90, D2a = 80, L = 40, plastic		■	1320186A
	Adapter for heater connection			
	D1i = 60, D2a = 75, L = 40, plastic	■		1321005A
	Adapter ring			
	Di = 55, Da = 60, aluminium	■	■	1320224A

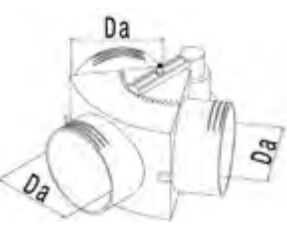
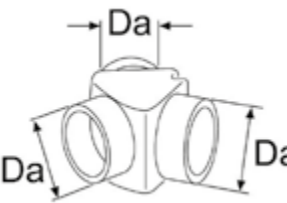
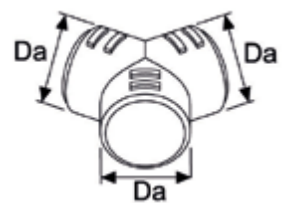
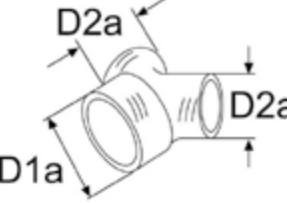
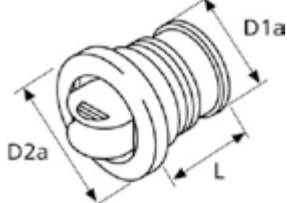
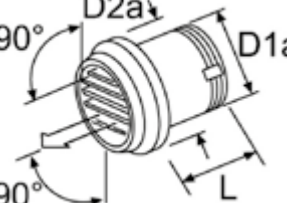
Hot air system

		Air Top 2000 STC	Air Top Evo 40/55	Order number
	Double fitting			
	plastic, for connecting flexible pipes, black			
	D1a = 55, L = 55	■	■	1319473A
	D1a = 60, L = 51	■	■	1320469A
	D1a = 80, L = 75	■	■	1319476A
	D1a = 90, L = 51	■	■	1319869A
	End cap			
	plastic, black			
	Da = 60	■	■	1320477A
	Da = 90	■	■	1319870A
	Extension adapter			
	D1i = 90, for connecting flexible pipes, in connection with union nut 1320468A, plastic, black			
	D2a = 60, L = 59	■	■	1320760A
	D2a = 80, L = 50	■	■	1320925A
	Reduction adapter			
	plastic, for connecting flexible pipes, black			
	D1a = 60, D2a = 55, L = 35	■	■	1320127A
	D1a = 80, D2a = 55, L = 82	■	■	1319477A
	D1a = 90, D2a = 80, L = 45	■	■	1320185A
	Elbow			
Da = 90, plastic, black	■	■	1320706A	
	Hot air elbow 90° for heater connection			
Di = 60, Da = 60, plastic, black	■	■	1320124A	
	Wall feed-through			
	plastic, black			
	D1a = 85, D2a = 55	■	■	1319417A
	D1a = 90, D2a = 60	■	■	1320923A
	D1a = 120, D2a = 90	■	■	1320924A




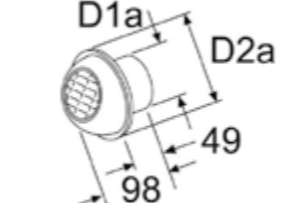
Hot air system

		Air Top 2000 STC	Air Top Evo 40/55	Order number
	Adapter wall socket			
	L = 72.5, plastic, black			
	D1a = 90, D2a = 55	■	■	1320063A
	D1a = 110, D2a = 80, can be combined with wall feed-through	■	■	1319471A
	Union nut			
L = 60, plastic, black				
	D1a = 60, in combination with 60 mm air outlet	■	■	1320922A
	D1a = 90, in combination with 90 mm air outlet	■	■	1320468A
	Junction fitting			
	45°			
	D1a = 55, D2a = 55, L = 137, plastic, black	■	■	1321019A
	D1a = 60, D2a = 60, L = 145, plastic, black	■	■	1320472A
	D1a = 80, D2a = 55, L = 151, plastic, black	■	■	1319479A
	D1a = 80, D2a = 80, L = 186, plastic, black	■	■	1319478A
	D1a = 80, D2a = 80, L = 370, steel, corrosion-resistant	■	■	1319315A
	D1a = 90, D2a = 60, L = 146, plastic, black	■	■	1320707A
	D1a = 90, D2a = 60, L = 185, plastic, black	■	■	1321034A
	T-piece			
	L = 110, plastic, black			
	Da = 60	■	■	1320474A
	Da = 90	■	■	1320473A
	T-piece			
	Di = 60, black			
	Da = 60, L = 100, plastic, in combination with 60 mm air outlet, with thread	■	■	1320476A
	Da = 90, L = 140, plastic, in combination with 60 mm air outlet, with thread	■	■	1320475A

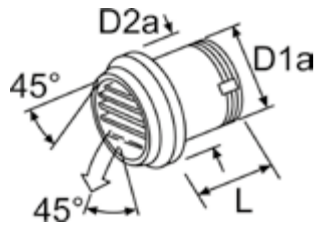
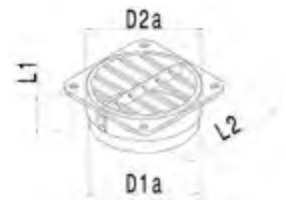
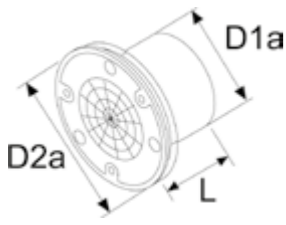
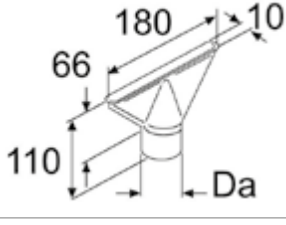


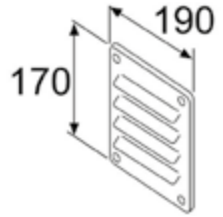
Hot air system

		Air Top 2000 STC	Air Top Evo 40/55	Order number
	Distributor Y-unit			
	plastic, black			
	Da = 55, with remote control flap valve	■	■	1319224A
	Da = 60	■	■	1320352A
	Da = 80, with remote control flap valve	■	■	1319214A
	Da = 90	■	■	1320926A
	Distributor Y-unit			
	plastic, black			
	Da = 55	■	■	1319416A
	Da = 80	■	■	1319212A
	Distributor Y-unit			
	plastic, black			
	Da = 60	■	■	1320814A
	Da = 90	■	■	1320470A
	Air outlet 45° rotatable			
	plastic, black			
	D1a = 80, D2a = 55	■	■	1320753A
	D1a = 80, D2a = 60	■	■	1320471A
	D1a = 90, D2a = 80	■	■	1320375A
	Air outlet			
	D2a = 100, L = 63, black, plastic, lockable, with wall feed through, use for secondary flow only			
	D1a = 55	■	■	1320812A
	D1a = 70	■	■	1319946A
	Air outlet			
	L = 65, plastic, insert grid, straight, rotating, 90°, black			
	D1a = 55, D2a = 87	■	■	101625
	D1a = 80, D2a = 110	■	■	1322710A

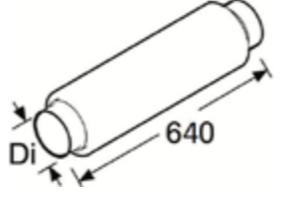
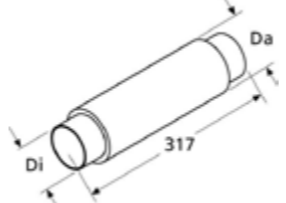

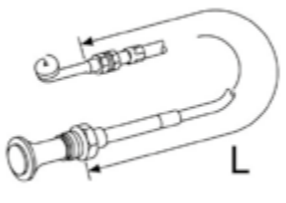
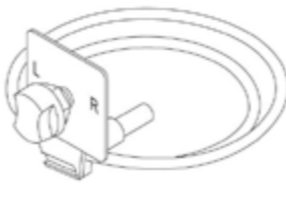

Hot air system

		Air Top 2000 STC	Air Top Evo 40/55	Order number
	Air outlet			
	plastic, through flow with bushing, 45°			
	D1a = 60, D2a = 85, L = 31.5, black	■	■	9012294A
	D1a = 60, D2a = 85, white	■	■	9012295A
	D1a = 60, D2a = 85, grey	■	■	9012296A
	D1a = 60, D2a = 85, brown	■	■	1320761A
	D1a = 90, D2a = 115, grey	■	■	1320354A
	D1a = 90, D2a = 115, black	■	■	1320709A
	D1a = 90, D2a = 115, white	■	■	1320710A
	Air outlet			
	lockable, with wall feed through			
	D1a = 60, D2a = 85, black, plastic	■	■	9012300A
	D1a = 60, D2a = 85, white, plastic	■	■	9012301A
	D1a = 60, D2a = 85, grey, plastic	■	■	9012302A
	D1a = 60, D2a = 85, brown	■	■	1320208A
	D1a = 90, D2a = 115, black, plastic	■	■	1320355A
	D1a = 90, D2a = 115, white, plastic	■	■	1320713A
	D1a = 90, D2a = 115, grey, plastic	■	■	1320714A
	Air outlet			
	plastic, 90°, with wall feed through			
	D1a = 60, D2a = 85, brown	■	■	1320762A
	D1a = 60, D2a = 85, black	■	■	9012297A
	D1a = 60, D2a = 85, white	■	■	9012298A
	D1a = 60, D2a = 85, grey	■	■	9012299A
	D1a = 90, D2a = 115, white	■	■	1320711A
D1a = 90, D2a = 115, grey	■	■	1320712A	
	D1a = 90, D2a = 115, black	■	■	1320932A
	Air outlet			
	D1a = 60, D2a = 92, black, plastic, rotatable, with ball-shape outlet, black	■	■	1322405A

Hot air system

		Air Top 2000 STC	Air Top Evo 40/55	Order number
	Air outlet			
	L = 65, plastic, rotatable, black	■	■	107836
	D1a = 55, D2a = 90, 45° D1a = 80, D2a = 110	■	■	107984
	Air outlet			
D1a = 90, D2a = 120, L1 = 65, L2 = 108, drilling diameter = 95 mm, plastic, through flow with bushing, 45°, black	■	■	1320956A	
	Air outlet			
D1a = 60, D2a = 97, L = 50, plastic, axiale flow, with wall feed through, black	■	■	1322634A	
	Demist nozzle			
Da = 55, steel, corrosion-resistant	■	■	1319470A	
	Protective screen			
	for intake and outlet openings of heater, plastic, black			
	Di = 60	■		1320163A
Di = 90		■	1310581A	
	Protective screen			
Di = 60, for flex tube intake, rubber	■		1320173A	
	Louvre plate			
L = 190, H = 170, aluminium, for air intake only	■	■	1319269A	

Hot air system

		Air Top 2000 STC	Air Top Evo 40/55	Order number
	Air ducting silencer			
	Di = 90, L = 640, aluminium / plastic	■	■	1321734A
	Air ducting silencer			
Di = 90, Da = 122, L = 317, plastic, black	■	■	1320996A	
	Console			
10 pieces	■	■	1321044A	
	Control cable			
	with grip and outer sleeve, for Y-pieces			
	L = 850	■	■	1320785A
L = 1,500	■	■	1320786A	
	Control device for distributor			
L = 2,000, for Y-pieces, with control butterfly valve	■	■	1319868A	
	Clamp			
for bowden cable 1320785A and 1320786A	■	■	1319688A	

Please refer to our separate heating product catalog for our full range of accessories (see also page 9).

Water system

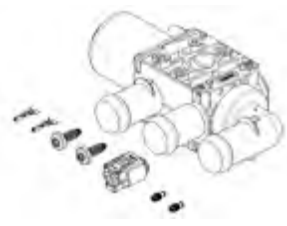
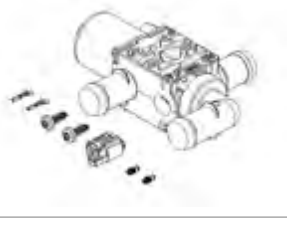
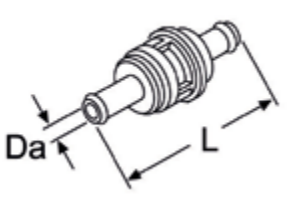
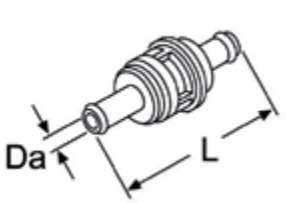
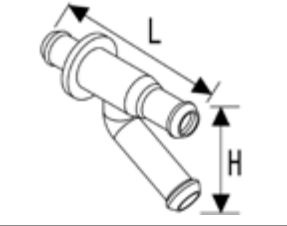
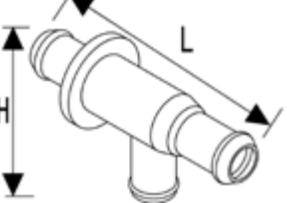
		eThermo Top Eco 20 P/30 P	Thermo Top Evo	Thermo Pro 90	Order number
	Hose				
	EPDM, black				
	Di = 15, Da = 22, L = 2,400	■	■	■	1320300A
	Di = 18, Da = 25, L = 2,000	■	■	■	1322423A
	Di = 18, Da = 25, L = 20,000	■	■	■	1316941A
	Di = 20, Da = 27, L = 380	■	■	■	1320960A
	Molded hose 90°				
	black				
	Di = 15, Da = 22, L1 = 1,020, L2 = 50, 90°	■	■	■	1320789A
	Di = 18, Da = 25, L1 = 136, L2 = 92, 90°	■	■	■	1320907A
	Di = 18, Da = 25, L1 = 500, L2 = 47, 90°	■	■	■	1319953A
	Di = 18, Da = 25, L1 = 1,020, L2 = 50, 90°	■	■	■	1320794A
	Di = 20, Da = 27, L1 = 60, L2 = 55, 90°	■	■	■	1319673A
	Di = 20, Da = 27, L1 = 70, L2 = 70, 90°	■	■	■	1319839A
	Di = 20, Da = 27, L1 = 130, L2 = 48, 90°	■	■	■	1320147A
	Di = 20, Da = 27, L1 = 360, L2 = 20, 90°	■	■	■	1320961A
Di = 20, Da = 27, L1 = 615, L2 = 56, 90°	■	■	■	1320197A	
	Molded hose 90°				
	Di = 18, Da = 25, 90°	■	■	■	1319418A
	Molded hose 90°				
	D1i = 20, D2i = 18, D1a = 27, D2a = 25, black				
	L1 = 70, L2 = 70	■	■	■	1320870A
	L1 = 151, L2 = 55, 90°	■	■	■	1320201A
	Molded hose 180°				
	180°, black				
	Di = 18, Da = 25, L1 = 18, L2 = 18, r = 25 mm	■	■	■	1319401A
	Di = 20, Da = 27, L1 = 40, L2 = 64, r = 24 mm	■	■	■	1319623A
	Molded hose 180°				
	180°				
	Di = 15, Da = 22, L1 = 580, L2 = 20, H = 75	■	■	■	1320790A
	Di = 18, Da = 25, L1 = 580, L2 = 20, H = 75	■	■	■	1319421A
	Di = 18, Da = 25, L1 = 1,100, L2 = 20, H = 75	■	■	■	1322496A
	Di = 20, Da = 27, L1 = 88, L2 = 64, H = 47	■	■	■	1320913A

Water system

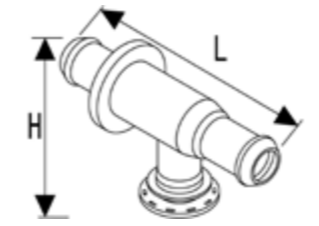
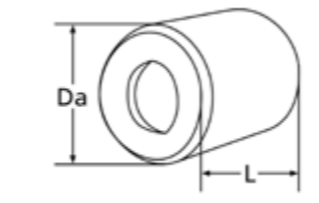
		eThermo Top Eco 20 P/30 P	Thermo Top Evo	Thermo Pro 90	Order number
	Molded hose 180°				
	180°, black				
	Di = 18, Da = 25, L1 = 110, L2 = 20, H = 54	■	■	■	1322493A
	Di = 20, L1 = 190, L2 = 113	■	■	■	1322473A
	Molded hose 180°				
	D1i = 20, D2i = 15, D1a = 27, D2a = 22, L1 = 55, L2 = 20, L3 = 55, L4 = 65, 180°, black	■	■	■	1320901A
	T-piece				
	D1a = 15, D2a = 15, L = 75, plastic, black	■	■	■	1327573A
	D1a = 18, D2a = 18, L = 75, plastic, black	■	■	■	1321001A
	D1a = 20, D2a = 25, L = 100, aluminium		■		1328140B
	Connecting pipe				
	L = 63				
	D1a = 15, D2a = 18, plastic, 20 pieces, black	■	■	■	9005813B
	D1a = 15, D2a = 20, plastic, 10 pieces, black	■	■	■	1321000A
	D1a = 16, D2a = 18, 10 pieces, black	■	■	■	1321125A
	D1a = 17, D2a = 20, plastic, black	■	■	■	1320143A
	D1a = 18, D2a = 18, plastic, 2 pieces	■	■	■	1322834A
	D1a = 18, D2a = 18, plastic, 10 pieces, black	■	■	■	9006211A
	D1a = 18, D2a = 20, plastic, 2 pieces	■	■	■	9029195A
	D1a = 18, D2a = 20, plastic, 10 pieces, black	■	■	■	9005819C
	D1a = 18, D2a = 22, plastic, black	■	■	■	1320155A
	D1a = 20, D2a = 14, aluminium	■	■	■	1319722A
	D1a = 20, D2a = 20, plastic, black	■	■	■	1320342A
	D1a = 20, D2a = 22, plastic, black	■	■	■	1319594A
	Connecting pipe				
	plastic, black				
	Da 18/18 mm, 5 pieces	■	■	■	1321082A
	Da 18/20 mm	■	■	■	1322277A

Please refer to our separate heating product catalog for our full range of accessories (see also page 9).

Valve



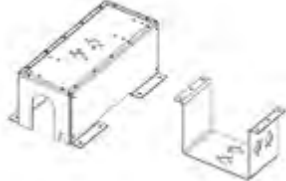


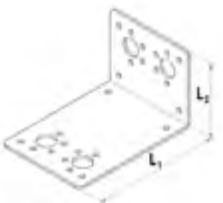
		eThermo Top Eco 20 F/30 P	Thermo Top Evo	Thermo Pro 90	Order number
	3/2 way magnetic valve incl. socket housing 2-pin, 2 seals, 2 bushing contacts, 2 EJOT-PT-screws, for 18 mm hose		■	■	1328173A
	3/2 way magnetic valve incl. socket housing 2-pin, 2 seals, 2 bushing contacts, 2 EJOT-PT-screws, for 18 mm hose		■	■	1328168A
	Check valve plastic, with leak hole, black Da = 15, L = 104 Da = 18, L = 90		■	■	1320239A 1319250A
	Check valve plastic, without leak hole, black Da = 10, L = 59 Da = 18, L = 100		■	■	1320838A 1319484A
	Check valve L = 94 Da = 18, H = 42 Da = 20, H = 43		■	■	1327550A 1327551A
	Check valve Da = 18, L = 94, H = 52, double check valve ball-type T		■	■	1327549A

Valve

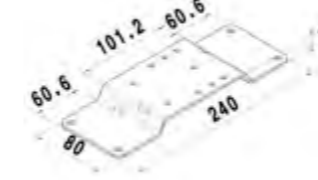
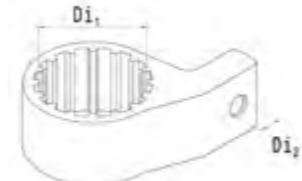
		eThermo Top Eco 20 F/30 P	Thermo Top Evo	Thermo Pro 90	Order number
	Check valve Da = 18, L = 94, H = 46, double check valve ball-type for heater connection		■	■	9043408A
	Bleeding valve ball valve Da = 18.5, L = 30, for 18 mm hoses Da = 21, L = 25, for 20 and 21 mm hoses		■	■	1329243A 9044045B

Please refer to our separate heating product catalog for our full range of accessories (see also page 9).

Mounting parts







		Air Top 2000 STC	Air Top Evo 40/55	Thermo Top Evo	Thermo Pro 90	Order number
	Installation box steel, enables additional installation options, with mounting parts	■				86032A
	Installation box stainless steel, with mounting parts	■				1311609B
	Installation box stainless steel, with mounting parts		■			9016392B
	Air Top box stainless steel / plastic, for front mounting air heaters on commercial vehicle bodies, with holder and mounting parts	■	■			9005942B
	Reinforcement plate stainless steel, for reinforcement on thin body panels	■	■			1320995A
	Heater bracket L1 = 157, L2 = 112, W = 130, stainless steel 3 mm, suitable for various installation options	■	■			1319936A

Mounting parts





		Air Top 2000 STC	Air Top Evo 40/55	Thermo Top Evo	Thermo Pro 90	Order number
	Heater bracket sheet metal			■		1321940A
	Fuel pump holder D1i = 35, D2i = 6.5, rubber, 3 pieces, black	■	■	■	■	1320193A

Please refer to our separate heating product catalog for our full range of accessories (see also page 9).

Electrical accessories


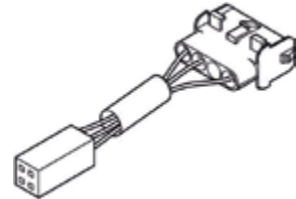
		Air Top 2000 STC	Air Top Evo 40/55	eThermo Top Eco 20 P/30 P	Thermo Top Evo	Thermo Pro 90	Order number
Wiring							
	Expansion kit 4-pole standard plug						
	for extension cable 4 pin, for control panel, e.g. MultiControl						
	L = 1,800	■	■		■	■	1319724A
	L = 3,000	■	■		■	■	9031988A
	Extension wiring harness DP40/42						
	for fuel pump DP 40/42						
	L = 3,000	■	■		■	■	1319526A
	L = 5,000	■	■		■	■	1321836A
	L = 7,000	■	■		■	■	1319527A
	Wiring harness coolant pump						
	L = 400				■	■	1320306A
	L = 600				■	■	1319967A
	L = 1,500				■	■	1320307A
	Main supply cable 230 V						
	V = 230, black						
	L = 2,500				■		1325978B
	L = 3,500				■		1325985B
	L = 5,000						1325980B
	L = 10,000				■		1325981B
	House connecting cable angled 230V						
	L = 2,500, V = 230, black, angled				■		1325979B
	Extension cable						
	L = 1,500, V = 230, orange, with locking washer				■		1325983A

Electrical accessories




		Air Top 2000 STC	Air Top Evo 40/55	eThermo Top Eco 20 P/30 P	Thermo Top Evo	Thermo Pro 90	Order number
Connector kits							
	Plug kit						
	4-pin plug with 4 pins, 0.1 ... 0.6 mm ²	■	■	■	■	■	9029703A
	Plug kit						
	plug kit for connecting coolant pump U4850 and UP500, with plug, contacts and sealings				■		9038468A
	Kit plugs for coolant pump U4847						
					■	■	9043846A
Components							
	Temperature sensor RVM						
	L = 2,500, open wires	■					9037591A
	L = 5,000, open wires	■					9037593A
	L = 2,500, with plug		■				9030881A
	L = 5,000, with plug		■				9030883A

Please refer to our separate heating product catalog for our full range of accessories (see also page 9).

Maintenance and diagnostics

		Order number
	PC diagnosis kit for Webasto heating devices, USB port, for Windows operating system	1320920A
	Adapter cable, PC diagnosis for diagnosis via 4-pin control connector, also for upgrade kit	1319503A

Maintenance and diagnostics

		Order number
	Webasto System Diagnostics Interface for Thermo Top Evo Smart and Thermo Top Pro 50	9044777A
	Adapter cable, PC diagnosis for Thermo Top C, Thermo Top 98, Air Top 2000, Air Top 2000 S, Air Top 2000 ST	1319943A
	Adapter cable, PC diagnosis for Air Top 2000 ST, Air Top 3500 ST, Air Top 5000 ST	1319940A

Please refer to our separate heating product catalog for our full range of accessories (see also page 9).



Hybrid and gas only solutions

Hybrid solutions

80

Gas only solutions

82

Hybrid and gas only solutions

With the innovative products by Webasto



Gas only solution

Gas/Gas electric



Heat Air

Gas/Gas electric



Expanse water heater

Hybrid solution

Diesel



Air Top 2000 STC

Diesel



Air Top Evo 40/55

Gas/Gas electric



Expanse water heater


Hybrid solutions

Hybrid 3, 5 and 7

Three smart solutions

Choose between our Hybrid 3, Hybrid 5 and Hybrid 7:

- Hybrid 3: heat output 2 kW (Air Top 2000 STC) + 1.35 kW (Expanse water heater): compact solution for campervans
- Hybrid 5: heat output 4 kW (Air Top Evo 40) + 1.35 kW (Expanse water heater)
- Hybrid 7: heat output 5.5 kW (Air Top Evo 55) + 1.35 kW (Expanse water heater)
- Hybrid 3, 5 and 7 can be combined with an additional electrical heater for water heating: Hybrid 3 E, Hybrid 5 E and Hybrid 7 E



The advantages of Hybrid solutions:

- Compact diesel-fueled space heating and gas-fueled hot water heating
- Flexible installation onboard or underfloor
- Gas-fueled water heating optionally available with electric auxiliary heating when connected to mains voltage
- Space-saving air distribution with only 60 mm diameter available for compact vehicles (Hybrid 3)

Technical specifications

	Air Top (Diesel) + Whale Expanse gas only water heater			Air Top (Diesel) + Whale Expanse gas electric water heater		
	Hybrid 3	Hybrid 5	Hybrid 7	Hybrid 3 E	Hybrid 5 E	Hybrid 7 E
Heating power (kW)						
Cabin air heater	0.9 – 2.0	1.5 – 4	1.5 – 5.5	0.9 – 2.0	1.5 – 4	1.5 – 5.5
Water heater	1.35	1.35	1.35	1.35	1.35	1.35
Gas (kW)	1.35	1.35	1.35	1.35	1.35	1.35
Electric (kW)	-	-	-	0.75 / 1.5	0.75 / 1.5	0.75 / 1.5
Diesel consumption (l/h)	0.12 – 0.24	0.18 – 0.49	0.18 – 0.67	0.12 – 0.24	0.18 – 0.49	0.18 – 0.67
Gas consumption (g/h)	98	98	98	98	98	98
Rated voltage (V)	12	12	12	12	12	12
Rated power consumption						
Cabin air heater (W)	15 – 30	15 – 55	15 – 130	15 – 30	15 – 55	15 – 130
Water heater (A)	max. 0.48	max. 0.48	max. 0.48	max. 0.48	max. 0.48	max. 0.48
Air flow (m ³ /h)	93	140	220	93	140	220
Water capacity (l)	8	8	8	8	8	8
Approximate water heat up times (15 to 70°C) (min.)	26	26	26	26	26	26
Dimensions L x W x H (mm)						
Cabin air heater	310 x 120 x 118	423 x 148 x 162	423 x 148 x 162	310 x 120 x 118	423 x 148 x 162	423 x 148 x 162
Water heater	522 x 262 x 180	522 x 262 x 180	522 x 262 x 180	522 x 262 x 180	522 x 262 x 180	522 x 262 x 180
Weight (kg)						
Cabin air heater	2.6	5.9	5.9	2.6	5.9	5.9
Water heater	4.0 – 4.5	4.0 – 4.5	4.0 – 4.5	4.0 – 4.5	4.0 – 4.5	4.0 – 4.5

Expanse water heater

Scopes of delivery



SOD Expanse underfloor	SOD Expanse onboard	Description
■		Water heater 8 L – underfloor model, (1.)
	■	Water heater 8 L – onboard model, (2.)
■	■	Wiring harness 7 m control panel to heater & 12 V harness
■	■	2 m exhaust kit
■	■	3 off exhaust brackets, 100, 80 and 60 mm
■	■	Vacuum relief valve
	■	Drain pipe (5.)
■	■	Installation & operating instruction
■	■	LIN “Heat Control” panel gas only, depending on heater selection (3.)
■	■	LIN “Heat Control” panel gas & electric, depending on heater selection (4.)

The advantages of the Expanse water heater:

- Underfloor or onboard installation possible
- Fast heat up and reheat
- Robust design
- Gas and electric power options
- Compact and lightweight

Order numbers scope of delivery:

Expanse Gas water heater underfloor	WHSETWL8211A
Expanse Gas Elec water heater underfloor	WHSETWL8212A
Expanse Gas water heater onboard	WHSETWL8201A
Expanse Gas Elec water heater onboard	WHSETWL8202A

* KTW certification available for all Expanse water heaters.

For order numbers of Air Top 2000 STC, Air Top Evo 40 and Air Top Evo 55 please refer to pages 22 – 27 in this catalog. Please contact Webasto sales partners for Whale spare part inquiries.

Gas only solutions

Advantages and specifications

Heat Air

Webasto and Whale worked together to develop a gas Air heater which is very silent, compact, lightweight and offers almost the same dimensions as the Webasto Air Top Evo.

Gas



Heat Air 3 GT/4 G/5 GT

Gas electric



Heat Air 5 GTE/6 GTE

or

+



Expanse water heater

The advantages of the Heat Air:

- Compact, space saving heating solution with narrow rotatable design
- Installed underfloor, maximizing valuable living and storage space
- Interchangeability with the Webasto Air Top Evo
- Suitable for caravans, motorhomes and camper vans
- Available as gas only or gas electric version

Technical specifications

	Gas + electric solution				
	Heat Air 3 GT + Expanse	Heat Air 4 G + Expanse	Heat Air 5 GT + Expanse	Heat Air 5 GTE + Expanse	Heat Air 6 GTE + Expanse
Heating power (kW)					
Cabin air heater Gas	1.4, 3.3	1.4, 2.8, 4.1	1.6, 4.0, 5.0	1.4, 2.8, 4.1	1.6, 4.0, 5.0
Cabin air heater Electric	-	-	-	0.75, 1.50, 3.00	0.75, 1.50, 3.00
Cabin air heater Combined	-	-	-	4.3	5.5
Water heater	1.35	1.35	1.35	1.35	1.35
Gas only (kW)	1.35	1.35	1.35	1.35	1.35
Gas electric (kW)	0.75/1.5	0.75/1.5	0.75/1.5	0.75/1.5	0.75/1.5
Gas consumption (g/h)					
Cabin air heater	109, 239	109, 233, 342	131, 342, 436	109, 233, 342	131, 342, 436
Water heater	98	98	98	98	98
Rated voltage (V)	12 DC	12 DC	12 DC	12 DC / 230 AC	12 DC / 230 AC
Rated power consumption					
Cabin air heater (A)	0.6 - 2.5	0.6 - 3.3	0.6 - 6.5	0.6 - 3.3	0.6 - 6.5
Cabin air heater (W)				3.3, 6.6, 13.0	3.3, 6.6, 13.0
Water heater (A)	max. 0.48	max. 0.48	max. 0.48	max. 0.48	max. 0.48
Air flow (m ³ /h)	150	140	220	220	220
Water capacity (l)	8	8	8	8	8
Approximate water heat up times (15 to 70°C) (min.)	26	26	26	26	26
Dimensions L x W x H (mm)					
Cabin air heater	469 x 165 x 175	469 x 165 x 175	469 x 165 x 175	559 x 165 x 175	559 x 165 x 175
Water heater	522 x 262 x 229	522 x 262 x 229	522 x 262 x 229	522 x 262 x 229	522 x 262 x 229
Weight (kg)					
Cabin air heater	5.9	5.5	5.9	8.7	8.7
Water heater	4.0 - 4.5	4.0 - 4.5	4.0 - 4.5	4.0 - 4.5	4.0 - 4.5

Heat Air

Scopes of delivery

Heat Air 3 GT



Heat Air 4 G & 5 GT/5 GTE & 6 GTE



SOD Heat Air 3 GT	SOD Heat Air 4 G & 5 GT	SOD Heat Air 5 GTE & 6 GTE	Description
▪			Space heater Heat Air 3 GT
	▪		Space heater Heat Air 4 G or Heat Air 5 GT
		▪	Space heater Heat Air 5 GTE or Heat Air 6 GTE
▪	▪		LIN "Heat Control" panel gas only
		▪	LIN "Heat Control" panel gas & electric
▪	▪	▪	RJ12 cable 7 m, control panel to heater with female coupler
	▪	▪	Standard installation bracket including 4 isolation mounts (Z bracket)
▪			2 off reducers 90 to 65 mm
	▪	▪	1.75 m or 2 m exhaust pipe, 0.25 m intake, silencer with mounting bracket, terminal and 2 clamps
▪			3 off exhaust brackets, 1 off 80 mm and 2 off 60 mm
	▪	▪	4 off exhaust brackets: 1 off 80 mm, 1 off 60 mm and 2 off 40 mm
▪	▪	▪	Installation & operating instruction

1

Order numbers scope of delivery:
Heat Air 3 GT (gas only) **WHSETSL3511A**

2

Accessories (mandatory)

One installation bracket, to be ordered separately:

Standard Z Bracket **WHAK1819B**
Ford Custom Bracket **WHAK1820B**
VW T5 / T6 Bracket **WHAK1818B**

1

Order numbers scope of delivery:
(Standard Z Bracket included)
Heat Air 4 G (gas only) **WHSETSL5511A**
Heat Air 5 GT (gas only) **WHSETSL6511A**

1

Order numbers scope of delivery:
(Standard Z Bracket included)
Heat Air 5 GTE (gas electric) **WHSETSL5512A**
Heat Air 6 GTE (gas electric) **WHSETSL7512A**

2

Accessories (optional)

Z Bracket with cutout for cables for Fiat Ducato, Peugeot Boxer and Citroen

WHAK1821B

Please contact Webasto sales partners for Whale spare part inquiries.



Cooling solutions

Cool Top Trail air-conditioner	86
BlueCool Drive 40	92
Compressor refrigeration for RV	94
Cooling technology	98
Freeline refrigerators	100
CRUISE refrigerators	104
Drawer refrigerators	110
Cooling Boxes - for installation	114
Special refrigeration projects	118

Rooftop air-conditioning systems

Cool Top Trail 20G / 24G / 28G

An ideal climate with rooftop air-conditioning

The smallest models of the Cool Top Trail family are suitable for use in parked motorhomes and caravans of up to 8 m length. With their generously sized heat exchangers they have a high efficiency and high performance. Their reliability and high cooling capacity has already been proven in very hot Australian summers with up to 50 °C outside temperatures. The units come with heat pump function as a standard which is also very powerful, working in cold outside temperatures of as low as -5 °C. Very low noise levels allow you to rest and relax inside the vehicle and do not disturb your neighbors in the RV campsite. The use of high-quality components ensures a long lifetime with a minimum expenditure on maintenance. Made from UV stabilized polypropylene, the housing of the units is robust but still lightweight. The units can be operated with an easy to handle remote control which allows the user to access all air conditioner functions from the comfort of the dining area, seat or bed. Besides cooling and heating the units include various extra features such as dehumidification, timer and sleep function. Cool Top Trail air conditioners are delivered with a mounting frame for roof openings of 400 x 400 mm. For the use in smaller cut-outs of 360 x 360 mm an alternative adaptor frame is available as accessory.



Control element

Comfortable adjustment via remote control

The advantages of the Cool Top Trail 20G/24G/28G:

- Powerful units with high cooling and heating capacity
- Now with environmental friendly refrigerant gas R32 with very low GWP value of only 675
- The weight of the Cool Top Trail 20G and 24G has been reduced by 0,5kg
- Robust, lightweight and low noise
- Wide operating range from -5 to 50°C
- Low profile and compact design
- Easy installation



Technical specifications

	Cool Top Trail 20G	Cool Top Trail 24G	Cool Top Trail 28G
Cooling capacity (W)	2,000	2,400	2,800
Heating capacity (W)	2,000	2,400	2,600
Rated voltage / frequency (V) / (Hz)	230~ / 50	230~ / 50	230~ / 50
Rated current (cooling mode)	3.0	4.2	5.0
Rated current (heating mode)	2.6	3.8	4.8
Operating temperature range (°C)	-5 to 50	-5 to 50	-5 to 50
Current draw start max. peak (A)	20.6	26.9	23.2
Current draw RMS40* (A)	13.8	17.7	17.5
Current draw RMS300** (A)	9.7	10.5	9.1
Roof thickness (mm)	25 to 85	25 to 85	25 to 70
Roof cut-out (mm)	400 x 400 (360 x 360 with optional adaptor frame)	400 x 400 (360 x 360 with optional adaptor frame)	400 x 400 (360 x 360 with optional adaptor frame)
Dimensions outdoor unit (mm)	1,002 x 566 x 215	1,002 x 566 x 215	855 x 657 x 215
Dimensions indoor unit (mm)	557 x 536 x 43	557 x 536 x 43	575 x 556 x 49
Weight total (kg)	30,3	31,3	36

* Starting amperage RMS (Root Mean Square) for first 40 ms
 ** Starting amperage RMS (Root Mean Square) for first 300 ms

NEW

Cool Top Trail 20G / 24G / 28G



Scopes of delivery



Cool Top Trail Indoor Unit

- Indoor unit
- Adaptor frame 400 x 400 mm
- Remote control and holder
- Template for indoor unit
- Mounting kit

Cool Top Trail Outdoor Unit

- Outdoor unit
- Installation instructions
- Template for outdoor unit

1

Order number

Cool Top Trail 20G Outdoor Unit	HGN47480031
Cool Top Trail 24G Outdoor Unit	HGN47280031
CTT20-24-20G-24G Indoor Unit 400x400	HGN47290004
CTT20-24-20G-24G Indoor Unit CI Bus	HGN47290008
Cool Top Trail 28G Outdoor Unit	HGN74880031
CTT28-34-28G-34G Indoor Unit 400x400	HGN47090009
CTT28-34-28G-34G Indoor Unit CI Bus	HGN47090015

CTT20G Outdoor Unit is successor of CTT20 (HGN47480001)
 CTT24G Outdoor Unit is successor of CTT24 (HGN47280003)
 CTT28G Outdoor Unit is successor of CTT28 (HGN74880001)

2

Accessories (optional)

For the installation of the air conditioner when rooftop cut-out is 36 x 36 cm.
 Adaptor frame 36 x 36 cm **HGN36100007**

3

Electrical power supply

For the connection to the vehicle's 230 V system the installer will have to provide a circuit breaker and possibly a residual current device as well as a power supply cable.



Cool Top Trail 20G / 24G



Cool Top Trail 28G

Rooftop air-conditioning systems

Cool Top Trail 34G / 35G



Powerful rooftop air-conditioning

This powerful model of the Cool Top Trail family is suitable for use in motorhomes and caravans of over 8 m length. With its generously sized heat exchangers it has a high efficiency and high performance. Its reliability and high cooling capacity has already been proven in very hot Australian summers with up to 50 °C outside temperatures. The unit comes with heat pump function as a standard which is also very powerful, working in cold outside temperatures of as low as -5 °C. Very low noise levels allow you to rest and relax inside the vehicle and do not disturb your neighbors in the RV campsite. The use of high-quality components ensures a long lifetime with a minimum expenditure on maintenance. Made from UV stabilized polypropylene, the housing of the unit is robust but still lightweight. The unit can be operated with an easy to handle remote control which allows the user to access all air conditioner functions from the comfort of the dining area, seat or bed. Besides cooling and heating the unit includes various extra features such as dehumidification, timer and sleep function.

Cool Top Trail air conditioners are delivered with a mounting frame for roof openings of 400 x 400 mm. For the use in smaller cut-outs of 360 x 360 mm an alternative adaptor frame is available as accessory.

The advantages of the Cool Top Trail 34G / 35G:

- Powerful rooftop air conditioner with highest cooling and heating capacity in the range
- Robust, lightweight and low noise
- Wide operating range from -5 to 50 °C
- Low profile and compact design
- Easy installation



Control element

Comfortable adjustment via remote control

Technical specifications

	Cool Top Trail 34G	Cool Top Trail 35G
Cooling capacity (W)	3,400	3,500
Heating capacity (W)	3,200	3,500
Nominal voltage / frequency (V) / (Hz)	230~ / 50	230~ / 50
Rated current (cooling mode)	5.8	5.2
Rated current (heating mode)	5.4	5.1
Operating temperature range (°C)	-5 to 50	-5 to 50
Current draw start max. peak (A)	32.1	29.5
Current draw RMS40* (A)	24.2	21.9
Current draw RMS300** (A)	13.7	10.7
Roof thickness (mm)	25 to 70	25 to 70
Roof cut-out (mm)	400 x 400 (360 x 360 with optional adaptor frame)	400 x 400 (360 x 360 with optional adaptor frame)
Dimensions outdoor unit (mm)	1,122 x 850 x 223	998 x 680 x 340
Dimensions indoor unit (mm)	575 x 556 x 49	557 x 536 x 43
Weight total (kg)	48,5	38,3

* Starting amperage RMS (Root Mean Square) for first 40 ms
 ** Starting amperage RMS (Root Mean Square) for first 300 ms

Scopes of delivery



Cool Top Trail Indoor Unit

- Indoor unit
- Adaptor frame 400 x 400 mm
- Remote control and holder
- Template for indoor unit
- Mounting kit

Cool Top Trail Outdoor Unit

- Outdoor unit
- Installation instructions
- Template for outdoor unit



Cool Top Trail 34G



Cool Top Trail 35G

1

Order number

Cool Top Trail 34G Outdoor Unit	HGN47080031
Cool Top Trail 28-28G-34G Indoor Unit	HGN47090009
Cool Top Trail 28-34G Indoor Unit	
CI Bus	HGN47090015
Cool Top Trail 35G Outdoor Unit	HGN73380031
Cool Top Trail 35G Indoor Unit	HGN73390001

2

Accessories (optional)

For the installation of the air conditioner when rooftop cut-out is 36 x 36 cm.

Adaptor frame 36 x 36 cm	HGN36100007
--------------------------	--------------------

3

Electrical power supply

For the connection to the vehicle's 230 V system the installer will have to provide a circuit breaker and possibly a residual current device as well as a power supply cable.

Rooftop air-conditioning systems

Cool Top Trail 28V / 36V

Energy efficient rooftop air-conditioning systems with variable-speed-compressor technology

The Cool Top Trail 28V and 36V are the latest innovation in rooftop air conditioning for parked RVs and Caravans. Their inverter compressor technology allows the units to modulate the cooling or heating output by adapting the compressor speed. This ensures that full performance is provided after start-up to quickly cool down or heat up the vehicle. Once desired set temperature is reached, the units will automatically adapt the compressor speed to precisely maintain the desired comfort temperature. Reducing the compressor speed also reduces the electrical power consumption and the noise level while increasing the energy efficiency.

The smooth compressor start also eliminates any starting peak. In addition, the new ECO1 and ECO 2 functions can be used to limit the amperage draw during operation which is a great feature to prevent tripping of circuit breakers on campgrounds with low amperage levels. This amperage limitation function is also very useful when using batteries and 230 V inverters as a power supply. A huge benefit for users who still want to have air conditioning when no 230 V mains is available.

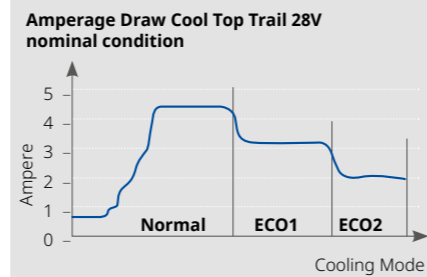


Control element

Comfortable adjustment via remote control

The advantages of the Cool Top Trail 28V / 36V:

- Powerful units with high cooling and heating capacity
- Variable speed compressor technology provides low noise levels, high efficiency and eliminates any starting peak
- Amperage limitation function ECO1 and ECO2
- Low profile and compact design
- Turbo mode to provide fast cool down or heat up of vehicle



Technical specifications

	Cool Top Trail 28V	Cool Top Trail 36V
Cooling capacity (W)	2,800	3,600
Heating capacity (W)	2,600	3,300
Nominal voltage / frequency (V) / (Hz)	230~ / 50	230~ / 50
Rated current (cooling mode) (A)	4.8	6.4
Rated current (heating mode) (A)	4.8	6.2
Operating temperature range (°C)	-5 to 50	-5 to 50
ECO1 (cooling mode, fan mode high) (A)	3.3	4.2
ECO2 (cooling mode, fan mode high) (A)	2.0	2.4
Roof thickness (mm)	25 to 70	25 to 70
Roof cut-out (mm)	400 x 400 (360 x 360 with optional adaptor frame)	400 x 400 (360 x 360 with optional adaptor frame)
Dimensions outdoor unit (mm)	855 x 657 x 215	1.122 x 850 x 223
Dimensions indoor unit (mm)	575 x 556 x 49	575 x 556 x 49
Weight total (kg)	34.9	41.9

Scopes of delivery



Cool Top Trail Indoor Unit


- Indoor unit
- Adaptor frame 400 x 400 mm
- Remote control and holder
- Template for indoor unit
- Mounting kit

Cool Top Trail Outdoor Unit

- Outdoor unit
- Installation instructions
- Template for outdoor unit



Cool Top Trail 28V



Cool Top Trail 36V



1

Order number

Cool Top Trail 28V Outdoor Unit	HGN75180001
Cool Top Trail 36V Outdoor Unit	HGN75080001
Cool Top Trail 28V-36V Indoor Unit 400 x 400	HGN75190001
Cool Top Trail 28V-36V Indoor Unit 360 x 360 (for AUS only)	HGN75190002

2

Accessories (optional)

For the installation of the air conditioner when rooftop cut-out is 36 x 36 cm.

Adaptor frame 36 x 36 cm	HGN36100007
--------------------------	--------------------

3

Electrical power supply

For the connection to the vehicle's 230 V system the installer will have to provide a circuit breaker and possibly a residual current device as well as a power supply cable.

Auxiliary air-conditioner for motorhomes

BlueCool Drive 40



BlueCool Drive 40 – auxiliary air-conditioner for motorhomes

The BlueCool Drive 40 system was developed specifically for air-conditioning the motorhome's living space while driving. The air-conditioner impresses with 4 kW cooling capacity and is thus one of the most powerful of its kind on the market. The system utilizes partially existing components of the vehicle's own air-conditioning system and is integrated into the refrigerant circuit of this system.

Uniform cooling of the entire interior space

The use of the vehicle's own air-conditioner and the BlueCool Drive results in the creation of a total cooling system that enables uniform cooling of the entire interior space of the vehicle.

The advantages of the BlueCool Drive 40:

- High cooling capacity of up to 4.0 kW
- High-quality and reliable components from automotive serial production
- Low maintenance costs
- Compact construction of the evaporator
- Low system weight of less than 7 kg
- Simple performance adjustment via a 3-level blower switch
- Comprehensive scope of delivery

Scopes of delivery



BlueCool Drive 40

Evaporator

Refrigerant lines including the connection fittings and insulation

Condensation drain line

Adapter for the vehicle's own air-conditioning system

Blower speed selector along with the connection terminal and installation instructions for the designated vehicle type

Order number

BlueCool Drive 40

Extension Kit Fiat Ducato
Extension Kit Ford Transit

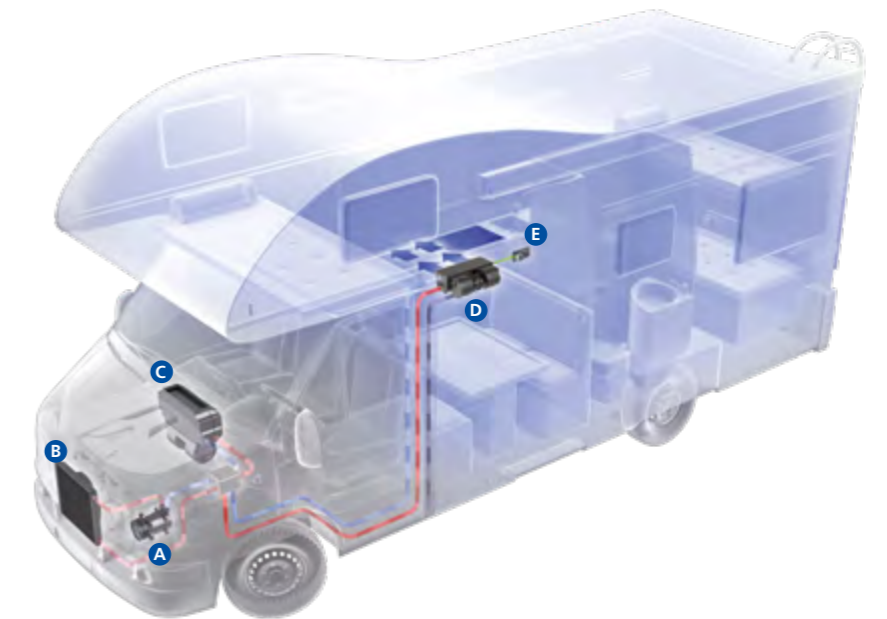
621ZS98400BC
6234448A

The Blue Cool Drive can be installed in all chassis which are equipped with an own air conditioning system. The system is not suitable for use with refrigerant type R1234yf.



Technical specifications

	BlueCool Drive 40
Max. Cooling capacity (kW)	4.0
Rated voltage (V)	12
Current consumption at 12 V at blower levels 1/2/3 (A)	3.9 / 4.8 / 6.6
Electrical power consumption at 12 V at blower levels 1/2/3 (W)	46 / 57 / 79
Air flow (m³/h)	450
Dimensions evaporator L x W x H (mm)	390 x 235 x 125
Weight (kg)	6.6
Refrigerant	R134a



How the air-conditioning system functions:

- The air-conditioning system is operated via the running vehicle engine.
- The refrigerant is compressed in the compressor **A** and thereby heated to a high temperature.
- Now under high pressure, the refrigerant is conveyed to the condenser **B**, where it is cooled down and liquefied. In so doing, it gives off heat to the surrounding air.
- Part of the refrigerant is now supplied to the vehicle's own evaporator **C** which also cools the driver's cab.
- The other part of the refrigerant is conveyed to the newly installed evaporator **D** where the refrigerant evaporates, thereby absorbing heat. This heat is withdrawn from the induced air of the cabin, so that cooled air is blown into the living space of the vehicle.
- The passengers in the living space can now set their own climate comfort via the control element **E** in which they can choose from blower levels 0, 1, 2 or 3.

Please refer to our separate accessories catalog for our full range of extension kits and chassis.



Compressor refrigeration for RV



Isotherm: A long history of quality in mobile compressor refrigeration

The international strong reputation of the Isotherm brand comes from the excellence of its products, well renowned for their quality, nice design and power consumption efficiency.

Brand of choice in the marine industry for many years, we are now bringing new products and innovations to the recreational vehicle world.

Only a short selection of fridges is presented in this catalog, but Isotherm also offers a very wide range of standard fridges, drawer fridges, cooling boxes and other refrigeration products. Isotherm is very well known for its capability to develop rapidly special products on customer-specific requirements.

Benefits for RV manufacturers:

- Weight saving application (ex: up to 17 kg vs a 140 liter absorption fridge)
- Space saving application: >10% smaller vs absorption fridge
- High flexibility in locating the unit in vehicle layouts
- Easy "plug and play" installation
- Opportunity to create new designs

Benefits for RV owners:

- High performing fridge/ freezer like at home, in all ambient temperatures
- Maintenance-free product
- Low operating costs
- More refrigerated volume in less space
- Quiet operation thanks to secop/ danfoss DC compressors

Compressor technology

Powerful refrigeration

Compressor cooling is power cooling. Its performance almost totally eclipses that of absorber cooling systems. In the household sector, where attention is focused on performance, energy efficiency and durability, the compressor technology has been the standard for decades.



Freeline 115 Elegance

Why compressor fridges for motorhomes and caravans?

Nowadays, people want comfort like at home, to enjoy any type of food, cold drinks, ice cream... whatever the ambient temperature is. Only compressor technology can guarantee 100% fulfillment of these expectations, especially in summer (>32 °C).

The technology of DC compressors has improved a lot in the past 10 years and offers now very silent, low-consumption, high-performance compressors for mobile applications.

Compressor refrigeration is far more energy efficient (>A+) than absorption fridges (most rated energy class F or worse).

With the convenient automatic AC/DC switching capability, you no longer have any inconveniences as compared to absorption fridges, which especially in caravans is a great advantage.

The advantages of compressor cooling at a glance:

- Improved cooling performance even at high ambient temperatures
- Exceedingly rapid cool-down
- Very compact and quiet compressor
- Large refrigerator volume with the same dimensions
- DC and AC/DC mode
- High efficiency
- Low weight

Product highlights

- Powerful refrigeration and freezing capacity even in great heat
- Very short cool-down, pre-freezing before the journey is no longer required
- Convincing energy efficiency: A+ / A++
- More storage space with the same dimensions as absorber refrigerators
- Low weight
- Elegant design – versatile personalization capacity (door front, door handles, etc.)

Vent lock system



With a simple slide of the invisible mechanism, CRUISE Elegance fridges can be switched to ventilation status. The door is kept open while the fridge is out of operation.

Easy fit installation solution



The installation system allows an easy fixing of the cabinet directly from the interior of the fridge. An external flange is not necessary for the installation. An innovative internal bushing structure prevents the crushing of the insulated side wall.



Experts' tip

Gone are the days when food had to be deep frozen before a journey! Compressor refrigerators immediately provide **100% cooling capacity** – and that in a top energy efficiency class.

Cooling technology

Isotherm Intelligent Temperature Control



The ITC Digital Display clearly shows, controls and regulates temperature in a refrigerated compartment from the exterior of a fridge / freezer cabinet. It is dedicated to people who desire a nice-looking interface and a refined product interaction, as well as reduce on board power consumption. Thanks to the presence of an air sensor in the cabinet, the electronic control unit detects the actual air temperature and processes that in combination with the user selected settings, in order to define the compressor operation. Remote product interaction is extremely easy and accurate since data readings appear on the display, like temperature set or detected, selection of energy saving operations, compressor's operation mode settings, (ITC, Eco and Overcooling mode) and choice of 3 battery protection levels. Product integration is simple, allowing a recess flush installation as well as wall mount.



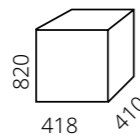
The benefits at a glance:

- Available as retrofit kit or originally fitted on the fridge
- Up to 25% energy savings due to a more efficient use of the compressor
- Up to 40% savings with combined effects of stored cooling energy in food and drinks
- Quick cooling in boost mode
- Soft start to avoid starting peaks
- Eco mode
- Easy to set battery protection directly on the display

Freeline Elegance Fridges

Freeline Slim 70

The Freeline Slim 70 and 90 fridge is an extension of the Product Portfolio with the focus on small vans where the dimensions and interior layout play a significant role. With its tall but slim dimensions it is particularly suitable for compact, small vehicles which still need a spacious fridge. Clever control features like "Silent Night" and "SMART" provide higher comfort on demand.



Freeline Slim 70	
Gross volume (l) / freezer (l)	70 / 12
Dimensions H x W x D (mm)	820 x 418 x 410 (+40 mm for door dimension)
Weight (kg)	20
Power consumption (Wh / 24 h)	290 ¹⁾
Order number	Description
IRF070RGABB11111AA	Fridge Freeline Slim 70 / V 12 / 24 V, ventilated, right hinged

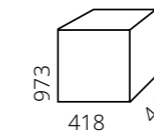
Slim 70 - designed particularly for the van market - slim and tall:

- The lowest power consumption on the market in this size 290 Wh / 24 h
- Designed for compact vehicles like vans
- Extra narrow but tall design
- Comfortable volume of 70 liters gross with 12 liters freezer compartment
- SMART features
- Environmentally friendly refrigerant gas with very low GWP of 4
- Door panels easily exchangeable to customize fridge

¹⁾ Power consumption in operation in 12 V with + 5 °C in the refrigeration space, ambient temperature + 25 °C (ISO 15502:2005 and EN 153:2006). Consumption can be further optimized by the use of the SMART function.

Freeline Elegance Fridges

Freeline Slim 90



Freeline Slim 90	
Gross volume (l) / freezer (l)	90 / 12
Dimensions H x W x D (mm)	973 x 418 x 445 (+40 mm for door dimension)
Weight (kg)	22
Power consumption (Wh / 24 h)	340 ¹⁾
Order number	Description
IRF090RGABB11111AA	Fridge Freeline Slim 90 / V, 12 / 24 V, ventilated, right hinged

Slim 90 - designed particularly for the van market - slim and tall:

- The lowest power consumption on the market in this size 340 Wh / 24 h
- Designed for compact vehicles like vans
- Extra narrow but tall design
- Comfortable volume of 90 liters gross with 12 liters freezer compartment
- SMART features
- Environmentally friendly refrigerant gas with very low GWP of 4
- Door panels easily exchangeable to customize fridge

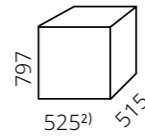
¹⁾ Power consumption in operation in 12 V with + 5 °C in the refrigeration space, ambient temperature + 25 °C (ISO 15502:2005 and EN 153:2006). Consumption can be further optimized by the use of the SMART function.

Freeline Elegance Fridges

Freeline 115 Elegance

The Isotherm Freeline 115 Elegance represents an evolution of the Elegance line, created especially for the recreational vehicle market with efficiency and performance in mind. Characterized by supreme insulation and smart energy usage, the Freeline 115 reaches noticeable electrical efficiency. A spacious cabinet – comprised of a 83 liter fridge and a 32 liter freezer – makes for the optimal usage of space inside the vehicle and allows for perfect travel comfort.

**Energy saving
– best in class.**



Isotherm Freeline 115		
	static	ventilated
Gross volume (l) / freezer (l)	115 / 32	
Dimensions H x W x D (+ door) (mm)	797 x 525 ²⁾ x 515 (+50 mm for door dimension)	797 x 525 ²⁾ x 495 (+50 mm for door dimension)
Weight (kg)	29	
Power consumption (Wh / 24 h)	363 ¹⁾	257 ¹⁾

Order number	Description
F115RSAAS11111AARV	115 l fridge, silver DC 12 V / 24 V, right hinged, ventilated condenser
F115LSAAS11111AARV	115 l fridge, silver DC 12 V / 24 V, left hinged, ventilated condenser



Designed to set new standards in the recreational vehicle market:

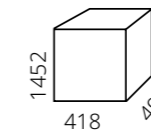
- Low power consumption
- Full width freezer design
- Elegance line features like easy fix, vent-lock system, custom panel options
- Modern, flush mounted control panel incl. LED light and blinking codes for failure display
- ECO function to store "cooling energy" when surplus of power is available
- Optimal usage of space

1) Power consumption in operation in 12 V with + 5 °C in the refrigeration space, ambient temperature + 25 °C (ISO 15502:2005 and EN 153:2006).
2) If the fridge front is flush integrated with the interior a minimum gap of 6 mm is needed between the door stop and the furniture.

Freeline Elegance Fridges

Freeline Slim 140

The Freeline Slim 140 fridge is particularly designed for the van market. With its tall but slim dimensions it is particularly suitable for compact vehicles which still need a comfortable fridge volume. Its excellent insulation ensures very low energy consumption to save batteries. Clever control features like "Silent Night" and "SMART" provide higher comfort on demand. The CI bus interface allows to integrate the fridge into a central monitoring system. A powerful 141 liter compressor refrigerator.



Freeline Slim 140	
Gross volume (l) / freezer (l)	141 / 17
Dimensions H x W x D (mm)	1452 x 418 x 490
Weight (kg)	38
Power consumption (Wh / 24 h)	450 ¹⁾

Order number	Description
IRF140RGABB11211AA	Refrigerator Freeline Slim 140, 12 / 24 V, static right hinged

A best in class fridge freezer combination for vans with spacious interior:

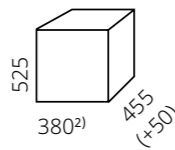
- Spacious 141 liter total volume
- Comfortable 17 liter freezer compartment
- Slim design and dimensions specially suitable for vans
- Very low electrical power consumption
- CI Bus ready
- Door panels easily exchangeable to customize fridge
- Comfort and power saving functions like "silent night" and "SMART"
- Environmentally friendly refrigerant gas with very low GWP of 3
- Modern, intuitive control panel incl. blinking codes for diagnosis

1) Power consumption in operation in 12 V with + 5 °C in the refrigeration space, ambient temperature + 25 °C (ISO 15502:2005 and EN 153:2006).
Consumption can be further optimized by the use of the SMART function.

Freeline Elegance Fridges

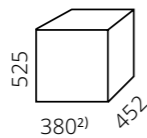
CRUISE EL 42, 49

The CR EL 42 is the smallest fridge of the CRUISE Elegance line. The fridge features a new inner lining with one adjustable shelf and two retainers inside the door, as well as a freezer compartment with a volume of 4 liters with magnetic steel evaporator door. The compressor, installed on the back of the cabinet, can be removed up to 1 mt. away.



Isotherm CRUISE EL 42	
Gross volume (l) / freezer (l)	42 / 5
Dimensions H x W x D (+ door) (mm)	525 x 380 ²⁾ x 348 (+107) (+50) ³⁾⁴⁾⁵⁾
Weight (kg)	14
Power consumption (Wh / 24 h)	285 ¹⁾
Order number	Description
C042RSAAS11111AARV	42 l fridge, silver, DC 12 V / 24 V, right hinged
C042LSAAS11111AARV	42 l fridge, silver, DC 12 V / 24 V, left hinged

The CR EL 49 features an inner lining with one adjustable shelf and two retainers inside the door, as well as a freezer compartment with a volume of 4 liters with magnetic steel evaporator door.



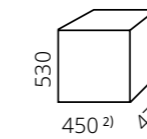
Isotherm CRUISE EL 49	
Gross volume (l) / freezer (l)	49 / 5
Dimensions H x W x D (+ door) (mm)	525 x 380 ²⁾ x 452 (+50)
Weight (kg)	17
Power consumption (Wh / 24 h)	265 ¹⁾
Order number	Description
C049RSAAS11111AARV	49 l fridge, silver, DC 12 V / 24 V, right hinged
C049LSAAS11111AARV	49 l fridge, silver, DC 12 V / 24 V, left hinged
C049RSAAS11151AARV	49 l fridge, silver, DC 12 V / 24 V, right hinged, Smart Energy Control

1) Power consumption can be reduced with Smart Energy Control dramatically. Power consumption in operation in 12 V with + 5 °C in the refrigeration space, ambient temperature + 25 °C (ISO 15502:2005 and EN 153:2006).
 2) If the fridge front is flush integrated with the interior a minimum gap of 6 mm is needed between the door stop and the furniture.
 3) Depth of cabinet 348 mm 4) Remote compressor +107 mm 5) Door thickness +50 mm

Freeline Elegance Fridges

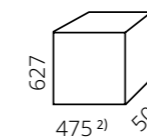
CRUISE EL 65, 85

The CR EL 65 fridge is based on the same inner lining as the CR 49 EL including one adjustable shelf and two retainers inside the door. It also features a freezer compartment with a volume of 4 liters. Magnetic stainless steel evaporator's door.



Isotherm CRUISE EL 65	
Gross volume (l) / freezer (l)	65 / 5
Dimensions H x W x D (+ door) (mm)	530 x 450 ²⁾ x 473 (+50)
Weight (kg)	18
Power consumption (Wh / 24 h)	275 ¹⁾
Order number	Description
C065RSAAS11111AARV	65 l fridge, silver, DC 12 V / 24 V, right hinged
C065LSAAS11111AARV	65 l fridge, silver, DC 12 V / 24 V, left hinged
C065RSAAS11151AARV	65 l fridge, silver, DC 12 V / 24 V, right hinged, Smart Energy Control

The CR EL 85 provides the customer a 6 liter freezer compartment, two adjustable shelves and two retainers inside the door. It is ready for Isotherm Smart Energy Control, like all other CRUISE Elegance fridges. Magnetic stainless steel evaporator's door.



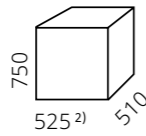
Isotherm CRUISE EL 85	
Gross volume (l) / freezer (l)	85 / 8
Dimensions H x W x D (+ door) (mm)	627 x 475 ²⁾ x 505 (+50)
Weight (kg)	22
Power consumption (Wh / 24 h)	368 ¹⁾
Order number	Description
C085RSAAS11111AARV	85 l fridge, silver, DC 12 V / 24 V, right hinged
C085LSAAS11111AARV	85 l fridge, silver, DC 12 V / 24 V, left hinged
C085RSAAS11151AARV	85 l fridge, silver, DC 12 V / 24 V, right hinged, Smart Energy Control
C085LSAAS11151AARV	85 l fridge, silver, DC 12 V / 24 V, left hinged, Smart Energy Control
C085RSAAW11111AARV	85 l fridge, silver, DC 12 V / 24 V, right hinged

1) Power consumption can be reduced with Smart Energy Control dramatically. Power consumption in operation in 12 V with + 5 °C in the refrigeration space, ambient temperature + 25 °C (ISO 15502:2005 and EN 153:2006).
 2) If the fridge front is flush integrated with the interior a minimum gap of 6 mm is needed between the door stop and the furniture.

Freeline Elegance Fridges

CRUISE EL EL 130

The CR EL 130 features a separated freezer compartment with a volume of 6 liters, two adjustable shelves and three retainers inside the door. It is equipped with a vegetable bin covered by two glass shelves. Magnetic stainless steel evaporator's door.



Isotherm CRUISE EL 130	
Gross volume (l) / freezer (l)	130 / 8
Dimensions H x W x D (+ door) (mm)	750 x 525 ²⁾ x 510 (+50)
Weight (kg)	27
Power consumption (Wh / 24 h)	418 ¹⁾

Order number	Description
C130RSAAS11111AARV	130 l fridge, silver, DC 12 V / 24 V, right hinged
IRC130LSAAS11111AA	130 l fridge, silver, DC 12 V / 24 V, left hinged
C130RSAAS11151AARV	130 l fridge, silver, DC 12 V / 24 V, right hinged, Smart Energy Control

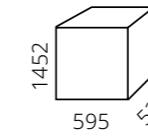
1) Power consumption can be reduced with Smart Energy Control dramatically. Power consumption in operation in 12 V with + 5 °C in the refrigeration space, ambient temperature + 25 °C (ISO 15502:2005 and EN 153:2006).

2) If the fridge front is flush integrated with the interior a minimum gap of 6 mm is needed between the door stop and the furniture.

New CRUISE 226 Total Black

The Cruise 226 Total Black is the very spacious model, designed specifically for life on the road. With a generous 226-liter capacity, this two-door fridge-freezer is the ideal solution for motorhomes, campervans, and caravans that demand both performance and style.

The Cruise 226 Total Black offers a spacious two-door fridge-freezer combination with 180 liters of refrigeration and 46 liters of freezer space, featuring a clean, modern design with flexible left or right door opening. Inside, it includes a digital display, LED lighting, four adjustable shelves, and a vegetable bin — perfect for organized, on-the-road food storage.



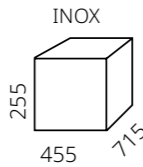
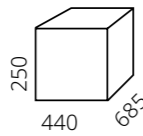

Isotherm CRUISE 226 Total Black	
Gross volume (l) / freezer (l)	180/46
Dimensions H x W x D (+ door) (mm)	1452 x 595 x 522 (+70 mm for door dimension)
Weight (kg)	52
Power consumption (Wh / 24 h)	648

Order number	Description
IRC226RBUBN14111AA	Fridge and freezer CRUISE CLASSIC TOTAL BLACK 226/V

CRUISE Classic Fridges

CRUISE 36

The CR 36 is a built-in drawer fridge with unique design. Due to its compact dimensions, the CR 36 can be installed where no other fridge might fit. The compressor can be removed up to 1.20 meter away. It comes with a door and mounting frame as standard.



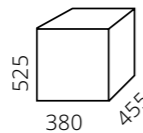
Isotherm CRUISE 36	CR 36	CR 36 INOX
Gross volume (l)	36	
Dimensions H x W x D (+ door) (mm)	250 x 440 x 685 (+ 35)	255 x 455 x 715
Weight (kg)	16	17
Power consumption (Wh / 24 h)	300 ¹⁾	

Order number	Description
1036BA1G0000RV	36 l drawer, white, DC 12 V / 24 V
1036BA1EK0000RV	36 l drawer INOX, stainless steel design, DC 12 V / 24 V

CRUISE Classic Fridges

CRUISE 42 Total Black

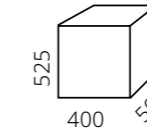
The CR 42 is the smallest fridge of the CRUISE Total Black line. The fridge features a new inner lining with one adjustable shelf and two retainers inside the door, as well as a 5 liter freezer compartment with magnetic steel evaporator door. The compressor, installed on the back of the cabinet, can be removed up to 1 mt. away.



Isotherm CRUISE 42 Total Black	
Gross volume (l) / freezer (l)	42 / 5
Dimensions H x W x D (+ door) (mm)	525 x 380 x 455 (+ 40)
Weight (kg)	14
Power consumption (Wh / 24 h)	300 ¹⁾

Order number	Description
IRC042RBATN11111AA	42 l fridge, black door panel, DC 12 V / 24 V, right hinged

The CR 42 INOX Clean Touch is the stainless steel design version of the CR 42.



Isotherm CRUISE 42 INOX Clean Touch	
Gross volume (l) / freezer (l)	42 / 5
Dimensions H x W x D (+ door) (mm)	525 x 400 x 500
Weight (kg)	15
Power consumption (Wh / 24 h)	285 ¹⁾

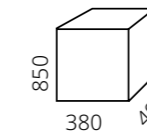
Order number	Description
C042RNEIT11111AARV	42 l fridge INOX Clean Touch, stainless steel design, DC 12 V / 24 V, right hinged with flush mounting frame

NEW
CR 86 Classic

CRUISE Classic Fridges

CRUISE 86 Classic

The new CR 86 is a refrigerator with 86 liter gross volume and 10 liter freezer compartment equipped with small, light and very efficient BD Micro compressor technology which is responsible for a low energy consumption of 0,499kW/24h accordingly. Front panel available in black colour however it can be customized according to customer preferences. A wall mounted fixing flange is available as optional to allow multiple installation standards. New CR 86 can easily store food & drinks having two inner shelves, of which one with adjustable base to facilitate high volume bottle loading + three door retainers shelves and internal LED light as well.



Isotherm CR 86	
Gross volume (l) / freezer (l)	86 / 10
Dimensions H x W x D (+ door) (mm)	850 x 380 x 495 (+ 51)
Weight (kg)	22
Power consumption (Wh / 24 h)	499 ¹⁾

Order number	Description
IRC086RBABN11111AA	86 l fridge, black door panel DC 12/24V, ventilated, right hinged

1) Power consumption in operation in 12 V with + 5 °C in the refrigeration space, ambient temperature + 25 °C (ISO 15502:2005 and EN 153:2006).

Drawer Fridges and Freezers

DRAWER 16, 30

The smallest and lightest drawer unit DR 16 available on the market, unique with its user friendly digital interface. It is provided with rails and door in stainless steel, painted in silver colour. It can be used as a fridge or freezer (-6°C).



Isotherm DR 16	
Gross volume (l)	16
Dimensions H x W x D (mm)	250 x 380 x 540
Weight (kg)	13
Power consumption (Wh / 24 h)	252 ¹⁾
Order number	Description
D016DSAAS12111AARV	16 l drawer fridge or freezer, stainless steel, DC 12 V / 24 V

The DR 30 is a drawer refrigerator with a user-friendly digital interface, specified for internal applications. It is available as black version with steel rails and black painted steel door. As stainless steel version it comes with AISI 304 stainless steel rails and stainless steel door, painted in silver colour. Equipped with BD 1.4F Secop compressor, it requires minimum installation space.



Isotherm DR 30	
Gross volume (l)	30
Dimensions H x W x D (mm)	260 ²⁾ x 440 x 700
Weight (kg)	17
Power consumption (Wh / 24 h)	244 ¹⁾
Order number	Description
IRD030DBAAB12111AA	30 l drawer fridge, black DC 12 V / 24 V
IRD030DSAAS12111AA	30 l drawer fridge, stainless steel, DC 12 V / 24 V
IRD030DWAAW12111AA	30 l drawer fridge, white, DC 12V / 24V

1) Power consumption in operation in 12 V with + 5 °C in the refrigeration space, ambient temperature + 25 °C (ISO 15502:2005 and EN 153:2006).
2) 250 without rubber feet.

Drawer Fridges and Freezers

DRAWER 42, 49

DR 42 INOX Clean Touch is a drawer refrigerator solution with freezer compartment, characterized by compact external dimensions. The INOX Clean Touch finishing in stainless steel AISI 304, will makes your life better and easier, with an outstanding look and feel and a long lasting clean effect. It offers easy to use electronic thermostat with five integrated LED lights and a robust drawer mechanism. The new BD Micro Secop compressor can be easily removed from cabinet's back up to 1 meter away.



Isotherm DR 42	INOX Clean Touch
Gross volume (l) / freezer (l)	42
Dimensions H x W x D (mm)	519 x 399 x 511
Weight (kg)	18
Power consumption (Wh / 24 h)	333 ¹⁾
Order number	Description
IRD042DNEIT11111AA	42 l drawer fridge, INOX Clean Touch 42 II V, 12 V / 24 V

Note: This drawer fridge is supplied with a 3-sided flush stainless steel mounting frame as standard.

The DR 49 is a space-saving drawer unit with various front door options. The interior is designed to suit international cans and food packs with two robust drawers, conventional international sizes of integrated adjustable bars, freezer compartment (-6°C) and internal blue LED light.



Isotherm DR 49	INOX Clean Touch	Without door panel
Gross volume (l) / freezer (l)	49 / 8	
Dimensions H x W x D (mm)	519 x 399 x 497	519 x 379 x 497
Weight (kg)	18	17
Power consumption (Wh / 24 h)	305 ¹⁾	
Order number	Description	
IRD049DNEIT11111AA	49 l drawer fridge INOX Clean Touch	
IRD049DNLCP11111AA	49 l drawer fridge Custom	

Note: This drawer fridge is supplied with a 3-sided flush stainless steel mounting frame as standard.

1) Power consumption in operation in 12 V with + 5 °C in the refrigeration space, ambient temperature + 25 °C (ISO 15502:2005 and EN 153:2006).

Drawer Fridges and Freezers

DRAWER 55 frost-free, 65

The DR 55 drawer freezer combines innovative design with the most modern technology such as automatic defrost which allows having home comfort on board. The DR 55 F is equipped with an internal fan for temperature constant control and a sequence of 5 LED lights for blue internal light.




Isotherm DR 55 frost-free	INOX	Without door panel
Gross volume (l)	55	
Dimensions H x W x D (mm)	525 x 469 x 555	525 x 457 x 560
Weight (kg)	27	25
Power consumption (Wh / 24 h)	741 ¹⁾	

Order number	Description
IR3055BH2C00000	55 l drawer freezer INOX, no frost 55 / V DC 12 V / 24 V
3055BH2P00015RV	55 l drawer freezer, door front for individual use of an own door panel, frost-free, DC 12 V / 24 V

Note: This drawer freezer is supplied with a 3-sided flush stainless steel mounting frame as standard.

The DR 65 is a space-saving, front-opened drawer. Its new design is based on the standard 65 liter refrigerator but with a pull-out drawer featuring an innovative interior concept with bins, bottle racks and a freezer compartment (-6°C). A sequence of 5 LED lights provides blue internal light. Available as stainless steel INOX version and also with additional frost free technology.

Isotherm DR 65	INOX Clean Touch	Without Panel (der. INOX Clean Touch)	INOX Frost Free	Without panel
Gross volume (l)/freezer (l)	65 / 11		65	
Dimensions H x W x D (mm)	525 x 470 x 520	525 x 452 x 525	525 x 469 x 555	525 x 457 x 560
Weight (kg)	21	19	26	25
Power consumption (Wh/24 h)	324		310	



Order number	Description
IRD065DNEIT11111AA	65 l drawer fridge INOX Clean Touch 65 (II) / V 12 V / 24 V
IRD065DNLCP11111AA	65 l drawer fridge Custom 65(II) / V 12 V / 24 V, without panel, derivated INOX Clean Touch
3065BG2C0000RV	65 l drawer fridge INOX no frost 65 / V 12 V / 24 V
3065BG2P00015RV	65 l drawer fridge Custom no frost 65 / V 12 V / 24 V, without panel

Note: This drawer fridge is supplied with a 3-sided flush stainless steel mounting frame as standard.

Drawer Fridges and Freezers

DRAWER 85, 130

NEW
DR 85 INOX Clean Touch
DR 130 INOX Clean Touch

The DR 85 INOX Clean Touch is a drawer refrigerator in stainless steel design providing a gross internal volume of 85 liter. The main drawer door mechanism is the top quality Isotherm solution, capable to ensure safe and large storage for food and drinks. A bottle rack is provided on the main counter door. Two inner drawers are available to ensure the maximum usability as well as great storage, with the top one as freezer compartment (-12 °C). New DR 85 models are equipped with new easy-to-use integrated display of electronic thermostat incl. SMART function which is perfect solution for the best energy management.



Isotherm DR 85	INOX Clean Touch	Custom
Gross volume (l)	85	85
Dimensions H x W x D (mm)	619 x 494 x 546	619 x 473 x 543
Weight (kg)	23	22
Power consumption (Wh / 24 h)	300 ¹⁾	300 ¹⁾

Note: Both drawer fridges are supplied with a 3-sided flush stainless steel mounting frame as standard.

Order number	Description
IRD085DNEIT11111AA	85 l drawer INOX Clean Touch 85(II) / V, stainless steel design, DC 12 V / 24 V
IRD085DNLCP11111AA	85 l drawer Custom 85(II) / V, DC 12 V / 24 V

The DR 130 INOX Clean Touch is a drawer refrigerator in stainless steel design providing a gross internal volume of 130 liter. The main drawer mechanism is the top quality Isotherm solution, capable to ensure safe and large storage for food and drinks. A bottle rack and a patented modular shelves disposal are provided on the main counter door. Two inner drawers are available to ensure the maximum usability as well as great storage, with the top one as freezer compartment (-6°C). Furthermore new integrated display of electronic thermostat combines exclusive features as temperature management, internal LED light and error codes system.



Isotherm DR 130	INOX Clean Touch	Custom
Gross volume (l)	130	130
Dimensions H x W x D (mm)	744 x 544 x 551	744 x 523 x 557
Weight (kg)	27	26
Power consumption (Wh / 24 h)	381	381

Order number	Description
IRD130DNEIT11111AA	130 l drawer INOX Clean Touch 130(II) / V, stainless steel design, DC 12 V / 24 V
IRD130DNLCP11111AA	130 l drawer Custom 130(II) / V, DC 12 V / 24 V

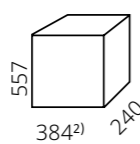
Note: This drawer fridge is supplied with a 3-sided flush stainless steel mounting frame as standard.

¹⁾ Power consumption in operation in 12 V with + 5 °C in the refrigeration space, ambient temperature + 25 °C (ISO 15502:2005 and EN 153:2006).

Cooling Boxes - for installation

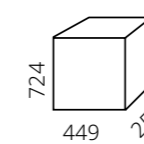
BI 16, 29 Dual, 30, 36

The BI 16 is a refrigerator box equipped with the space saving Secop BD Micro compressor solution. The upper lid with inner recess allows big bottles storage. Temperature range 0°C to +10°C. It combines great usability to high development standards, thanks to its easy to use digital display and to a splash proof IPX5 front protection.



Isotherm BI 16	
Gross volume (l)	16
Dimensions H x W x D (mm)	557 x 384 ²⁾ x 240
Weight (kg)	12
Power consumption (Wh / 24 h)	155 ¹⁾
Order number	Description
B016TNAAB12111AARV	16 l cooling box, DC 12 V / 24 V

The BI 30 is a top loading refrigerator box equipped with a digital display, an internal basket and an easy-fix system. Temperature range from 0°C to +10°C. It combines great usability to high development standards.

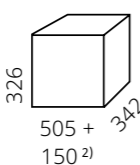


Isotherm BI 30	
Gross volume (l)	30
Dimensions H x W x D (mm)	724 x 449 x 251
Weight (kg)	16
Power consumption (Wh / 24 h)	254
Order number	Description
IRB030TNAAB12111AA	30 l cooling box, black door, DC 12 V / 24 V

BI 29 Dual is cooling solution characterized by compact design and low weight displacement, thanks to the use of the Secop BD1.4F micro compressor. The easy to use thermostat allows to operate the product as fridge or freezer, over a range from +14°C to -22°C. Flexibility in installation is granted through to the custom panel option version and with the compressor being removable up to 0.9 meter away. Equipped with roller slides (optional) the box can be used as a drawer as well.



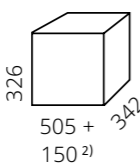
Classic door finishing



Isotherm BI 29 Dual	Classic door finishing
Gross volume (l)	29
Dimensions H x W x D (mm)	326 (+ 40 mm for lid) x 342 x 505 + 150 ²⁾
Weight (kg)	12
Power consumption (Wh / 24 h)	175 ¹⁾
Order number	Description
IRB029TNBAW17111AA	29 l cooling box, white lid, stainless steel design inside, DC 12 V / 24 V

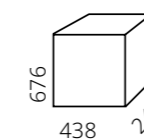


Custom panel option



Isotherm BI 29 Dual	Custom panel option
Gross volume (l)	29
Dimensions H x W x D (mm)	326 (+ 14 mm for lid) x 342 x 505 + 150 ²⁾
Weight (kg)	11
Power consumption (Wh / 24 h)	175 ¹⁾
Order number	Description
IRB029WNAAP17111AA	29 l cooling box, custom panel, stainless steel design inside, DC 12 V / 24 V

The BI 36 is a top loading refrigerator box equipped with the new BD1.4F-AM by SECOP 12 / 24 V micro compressor. The product is meant to be integrated into customer's furniture and customized in finishing via the upper lid, granting safe hinging according to product application type and layout specifications. Set temperature range is from 0°C to +16°C. Additionally upper lid can be customized according to the customer wish.



Isotherm BI 36	
Gross volume (l)	36
Dimensions H x W x D (mm)	676 (+35 mm for lid) x 438 x 240
Weight (kg)	14
Power consumption (Wh / 24 h)	316
Order number	Description
IRB036WNAADP12111AA	36 l cooling box, top to be finished by the upper lid, DC 12 V / 24 V

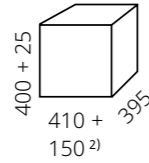
1) Power consumption in operation in 12 V with + 5 °C in the refrigeration space, ambient temperature + 25 °C (ISO 15502:2005 and EN 153:2006).
2) Compressor dimensions

1) Power consumption in operation in 12 V with + 5 °C in the refrigeration space, ambient temperature + 25 °C (ISO 15502:2005 and EN 153:2006).
2) Compressor dimensions

Cooling Boxes – for installation

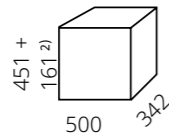
BI 40, 41 Dual

The BI 40 is a built-in refrigerator box. It is equipped with an L-shaped evaporator. The fan-cooled compressor is mounted on the side and can be removed up to 1.2 meter away.



Isotherm BI 40	
Gross volume (l)	40
Dimensions H x W x D (mm)	400 (+ 25 mm for lid) x 395 x 410 + 150 ²⁾
Weight (kg)	15
Power consumption (Wh / 24 h)	270 ¹⁾
Order number	Description
3040BA2A00000RV	40 l cooling box, black lid, loose, DC 12 V / 24 V

The BI 41 Dual is cooling solution characterized by compact design and low weight displacement, thanks to the use of the Secop BD1.4F Micro compressor. The easy to use thermostat device allows to operate the product as fridge or freezer, according to customer's needs. It offers a wide operating range from +13°C to -22°C. The fan-cooled compressor is mounted on the bottom, or can be easily repositioned up to 0.9 meter away. Other compressor options as SP or Magnum are also available. It is made by high quality upper frame and inner cabinet, nice & easy to clean, provided with a practical wire basket perfect for food & drink storage.



Isotherm BI 41 Dual	
Gross volume (l)	41
Dimensions H x W x D (mm)	451 (+ 15 mm for lid) + 161 ²⁾ x 500 x 342
Weight (kg)	14
Power consumption (Wh / 24 h)	222 ¹⁾
Order number	Description
IRB041TNAAP17111AA	41 l cooling box, white lid, loose, stainless steel design inside, DC 12 V / 24 V

1) Power consumption in operation in 12 V with + 5 °C in the refrigeration space, ambient temperature + 25 °C (ISO 15502:2005 and EN 153:2006).
2) Compressor dimensions

AC/DC converter

Power Pack

This Power Pack is offered as accessory and can be used for each fridge listed in the RV catalogue. It has to be ordered separately. This Power Pack is available in 4x different versions with plug either for EU, UK, USA or AUS/NZ.



Power Pack	
Input (AC) (V)	100 – 240
Output (DC) (V)	26.5
Output Power (W)	up to 108
Output current (A)	up to 4.5
Net weight (kg)	0.9
Dimensions (L x H x D) (mm)	131 x 35 x 255
Length of the cables	
DC compressor (mm)	150
DC battery (mm)	650
AC cable (mm)	190

Order number	Description
IMSEH00017HA	Power Pack 108 W 100 / 240 V AC 50 / 60 HZ 24 V DC EU plug
IMSEH00018HA	Power Pack 108 W 100 / 240 V AC 50 / 60 HZ 24 V DC USA plug
IMSEH00019HA	Power Pack 108 W 100 / 240 V AC 50 / 6 HZ 24 V DC AU plug
IMSEH00020HA	Power Pack 108 W 100 / 240 V AC 50 / 60 HZ 24 V DC UK plug

Isotherm compressor fridge solutions for RV manufacturers of any size

The brand Isotherm is well known in the worldwide marine market for high quality compressor fridge solutions. Webasto now offers these proven solutions especially to motorhome and caravan manufacturers of all nations. The combination of performance, size and fridge volume make the compressor fridge not only interesting for motorhome enthusiasts but also to caravan users.

Webasto's intention to provide sophisticated Isotherm compressor fridges is to offer solutions which haven't been seen by the RV market yet. Especially drawer fridges do offer a variety of advantages. Besides its posh look the fridge is easy accessible and ideally located directly below the kitchen work top.

It allows very easy storage and handling from the top without having to dig into the depth of shelves of conventional door type fridges. Also due to the product design, cold air won't just fall out of the fridge as it does with normal fridges – it will stay in the bottom drawer which saves additional energy.

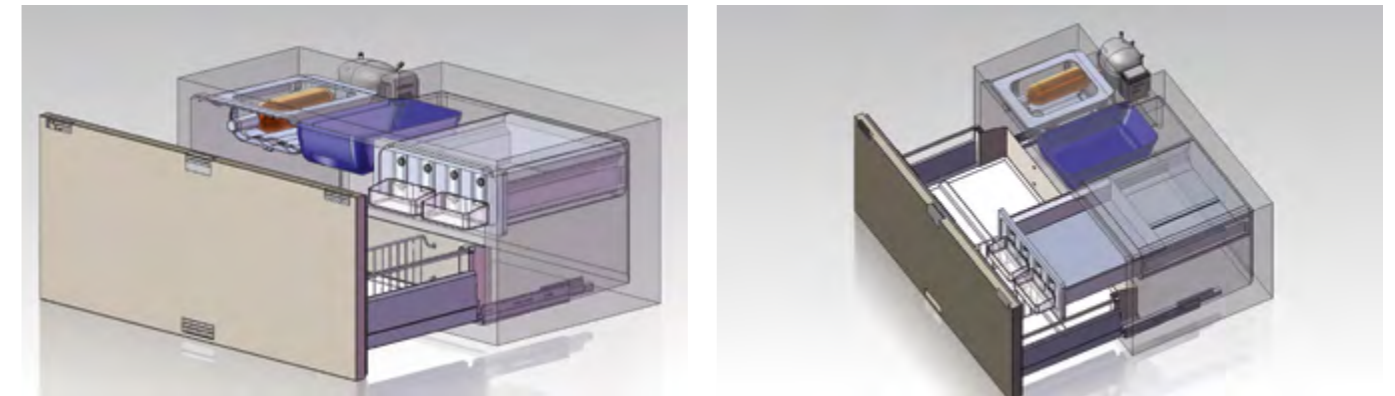
Compressor fridges do also offer the possibility to change the product design completely which means further innovation possibilities for RV manufacturers.

Product highlights:

- Isotherm compressor fridge solutions offer several features not only to manufacturers.
- Use of the worldwide only compressor verified for the automotive industry: Secop
- Low noise level
- Maintenance free
- Impressive efficiency (A+ / A++)
- Ventilation position of door
- Low weight
- Easy installation
- No grilles and ventilation outlet on the outer wall of the vehicle

Some examples of freedom in layout and design

Since the compressor can be mounted separately, the fridge cabinet itself can have any form. Also the fridge can be placed anywhere since there is no need of grilles or chimneys on the outside of the vehicle.



XL Freeze

- The door can be customized with a front panel chosen by the customer.
- The cabinets inside can be adjusted to the needs of the customer.
- The design of the drawer fridge offers an easy overview of the fridge's contents.



BI 16

- Vertical top loader in-build fridge has been developed for vans with limited space.
- In-built concept enables easy integration into overall vehicle design.



Freedom in layout and design.

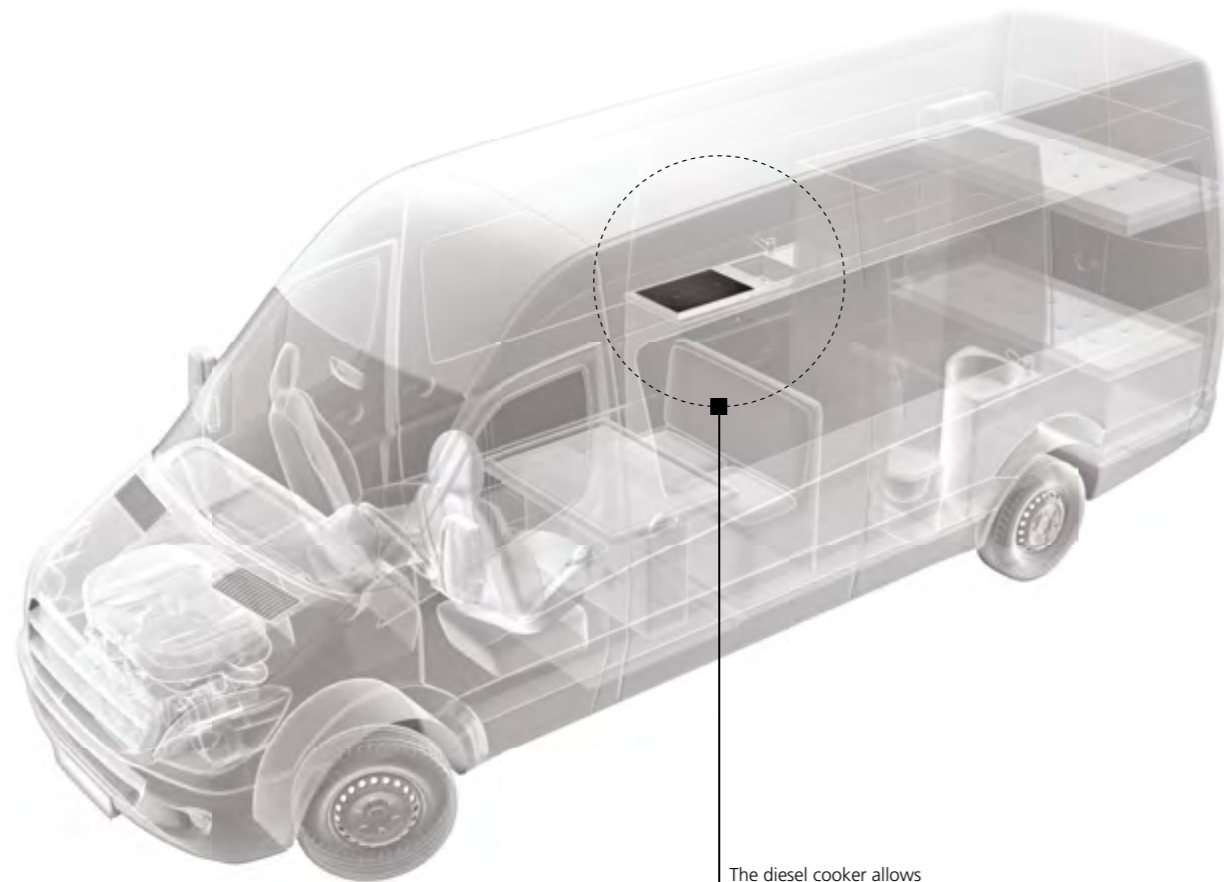


Comfort products: Diesel Cooker

Application concept	122
Advantages	123
Diesel Cooker X 100	124

Diesel Cooker

Application concept



The diesel cooker allows cooking without any open flames in the vehicle

Diesel Cooker

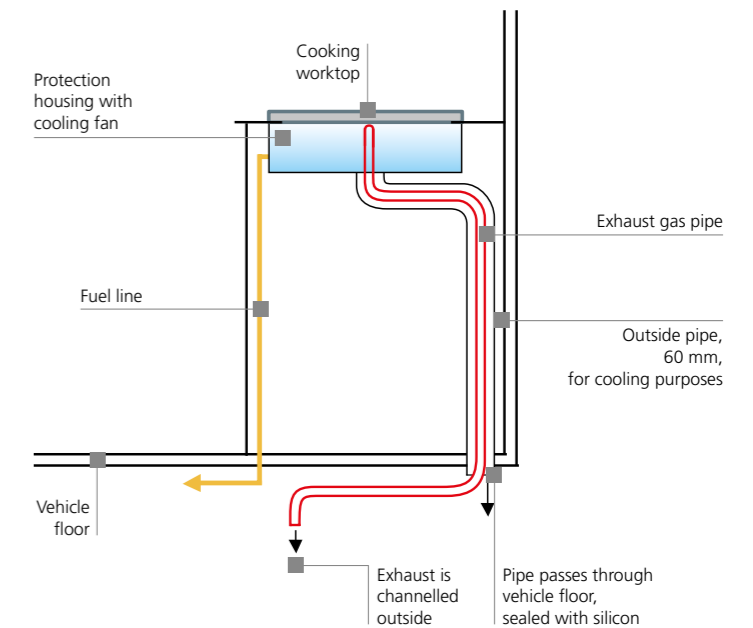
Advantages

How the diesel cooker works

The heat generated by the fuel combustion process is transferred to the glass ceramic panel, and the exhaust gases directed out of the vehicle through an exhaust gas pipe inside the cooling air pipe. The vapour content of the exhaust gases therefore do not give rise to greater humidity in the vehicle. The diesel cooker's heat output is continuously adjustable. In addition a cooling fan in the ventilation box ensures that the temperature does not reach a critical limit in the installation area. Hot air is drawn off through the cooling air pipe.

The advantages of Webasto diesel cookers

- One-flame cooker with a diesel burner as heat source
- Key enabler of autonomous gas free camping
- Robust, high quality CERAN® cooking surface
- Easy to use and to clean
- Low current and fuel consumption
- Altitude function for optimal use in mountains
- Hot plate indication light
- Diesel-fueled, directly fed from the tank
- Easy installation thanks to compact size



Please refer to our separate heating product catalog for our full range of accessories (see also page 9).

Diesel Cooker

Diesel Cooker X 100



Diesel Cooker X 100 – Freedom and autonomy

The Webasto Diesel Cooker X 100 is the perfect solution for independent travellers and individuals who intend to have only one fuel on board.

The cooker is operated via a diesel burner which is sourced with fuel out of the vehicle's tank. Warm air, combustion and smells are fed directly outside. The robust, high quality CERAN® cooking field provides a wide cooking zone.

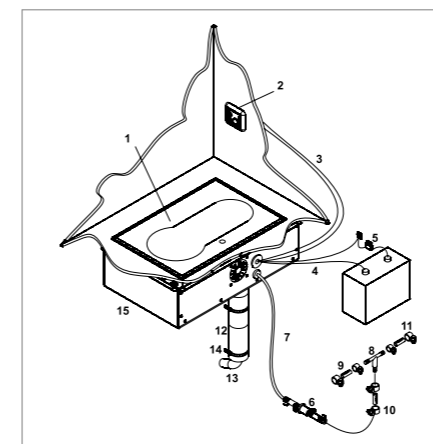
The left side is for cooking and the right side for heating up food as well as maintaining warmth. Thanks to its compact dimensions and flat design, the Webasto Diesel Cooker fits even into the smallest kitchen.

Another advantage of the CERAN® cooking plate: It can be cleaned easily.

Product highlights

- Robust, high quality CERAN® cooking surface
- Easy to use and to clean
- Low current and fuel consumption
- Hot plate indication light
- Full functionality at high altitudes
- Silent operation

Scopes of delivery



Scopes of delivery

1. Diesel cooker X100
2. Control panel
3. Control panel cables
4. Power cables
5. Main fuse 15A
6. Fuel filter
7. Fuel hose
8. T-piece fuel connection
9. Fuel hose
10. Hose clamp
11. Hose clamp
12. Cooling air tube
13. Exhaust tube stainless steel
14. Exhaust clamp
15. Ventilation box

1

Order number

Diesel Cooker X 100

WA90000B

2

Mounting parts (optional)

Basic mounting parts are already included in the scope of delivery. If you need any special parts please refer to the mounting parts section.

3

Fuel extractor

The connection of the cooker to the fuel system depends on the vehicle. A basic fuel extractor is part of the delivery scope. If you need any additional parts, please refer to the fuel section for more information.

Technical specifications

	Diesel Cooker X 100
Cooking power (kW)	0.9 – 1.9
Power consumption (A)	0.3 (max. at start-up approx. 8 A for 4 min.)
Fuels	Diesel DIN EN 590, Diesel B20 – B30 DIN EN 16709, Paraffinic fuel (HVO / GTL) DIN EN 15940
Fuel consumption (l/h)	0.09 – 0.18
Start-up time (min.)	~3
Rated voltage (V)	12
Dimension of CERAN® hot plate L x W x H (mm)	466 x 316 x 50
Dimension of protective casing L x W x H (mm)	565 x 366 x 172 (2 cm cooling air hose ring)
Weight (kg)	8 (hot plate) 1.5 (casing)

Webasto subsidiaries and representatives

Head Office

Webasto Roof & Components SE

Kraillinger Str. 5
82131 Stockdorf
Tel.: +49 89 85794-0
www.webasto.com

Argentina

FRIBA TECNOLOGÍA S.A.

Av. Pavón 4080/84
C1253AAY Buenos Aires
Phone: +54 11 49242117
www.friba.com.ar

Australia

Webasto Thermo & Comfort

Australia Pty. Ltd.
423-427 The Boulevard
NSW 2232 Kirrawee
Phone: +61 2 85364800
www.webasto.com.au

Austria

Webasto Fahrzeugtechnik G.m.b.H.

Jochen-Rindt-Straße 19
1230 Vienna
Phone: +43 1 6043780
www.webasto.at

Benelux

Webasto Thermo & Comfort Benelux B.V.

Constructieweg 47
8263 BC Kampen
Phone: +31 38 3371137
www.webasto.nl

Brazil

ACA – Ar Condicionado Automotivo

661, R. Henrique Gonzaga de
Souza Neto
Guatupê, São José dos Pinhais
PR, 83060-460, Brazil
Phone: +55 41 3098-8686
www.aca.ind.br

Bulgaria

Rhea MP GmbH

ul. Boris Iliev 17
1839 Sofia
Phone: +359 2 9420555
www.rheamp.com

China

Webasto Thermo & Comfort Technology (Beijing) Co. Ltd.

A 2105, Building 2,
Boya International Center
No. 1 Lize Zhongyi Road
Chaoyang District
100102 Beijing
Phone: +86 10 84782320
www.webasto.cn

Czech Republic

Webasto Fahrzeugtechnik Gesellschaft m.b.H., odštěpný závod

U Elektry 830/2b
198 00 Praha 9
Phone: +420 241045462
www.webasto.cz

Denmark

Webasto Thermo & Comfort Denmark A/S

Islevalvej 180
2610 Rødovre/Copenhagen
Phone: +45 44522000
www.webasto.dk

Estonia

AS KG KNUTSSON

Saeveski 12
11214 Tallinn
Phone: +372 6 519300
www.kgk.ee

Finland

Oy Kaha AB

Ansatie 2
01740 Vantaa
Phone: +358 9 615 6800
www.kaha.fi

France

Webasto Thermo & Comfort France S.A.S.

PA Estuaire Sud
Rue du Camp d'Aviation
44320 Saint Viaud
Phone: +33 (0) 1 69 13 84 00
www.webasto.fr

Great Britain

Webasto Thermo & Comfort UK Ltd.

White Rose Way
South Yorkshire
Doncaster DN4 5JH
Phone: +44 (0) 1302 322232
www.webasto.co.uk

Webasto subsidiaries and representatives

Greece

SYSTEMS S.A.

73rd, Agias Annis street
18233 Rentis
Phone: +30 210 3472105
www.systemssa.gr

Hungary

Fahrzeugtechnik Gesellschaft m.b.H.

Magyarországi Fióktelepe
Madarász Viktor u.
47-49. 1-703C
1138 Budapest
www.webasto.hu

Iceland

Bilasmidurinn hf.

Bíldshofda 16
110 Reykjavik
Phone: +354 5672330
www.bilasmidurinn.is

India

Webasto Roofsystems India Pvt. Ltd.

Ghat 838/1, Pune Nagar Highway
District: Sanaswadi
412208 Pune
Phone: +91 2137619902
www.webasto.com

Italy

Webasto Thermo & Comfort Italy S.r.L.

Via Efrem Nobili 2
40062 Molinella (BO)
Phone: +39 051 6906 248
www.webasto.it

Japan

Webasto Thermo & Comfort Japan Co. Ltd.

3-19-5 Shin-Yokohama Kohoku-ku
Kanagawa Prefecture
222-0033 Yokohama
Phone: +81 45 4741761
www.webasto.co.jp

Kazakhstan

Autootopitel KZ

Zhanazhol 19
010000 Nur-Sultan
Phone: +7 7171576000
www.autootopitel.kz

Latvia

KG Knutsson SIA

Gunara Astras iela 3
1084 Riga
Phone: +371 67 807 870
www.kgk.lv

Lithuania

UAB KG Knutsson

Jocioniu g. 14
02300 Vilnius
Phone: +370 5 275 81 81
www.kgk.lt

Moldavia –

via Webasto Fahrzeugtechnik Gesellschaft m.b.H.

Viena Sucursala (BUCURESTI)

Sos Odai, nr.40
075100 Otopeni, Ilfov
Phone: +40 21 2032751
www.webasto.ro

Mongolia – via Webasto China

Webasto Thermo & Comfort Technology (Beijing) Co. Ltd.

A 2105, Building 2,
Boya International Center
No. 1 Lize Zhongyi Road
Chaoyang District
100102 Beijing
Phone: +86 10 84782320
www.webasto.cn

Netherlands

Webasto Thermo & Comfort Benelux B.V.

Constructieweg 47
8263 BC Kampen
Phone: +31 38 3371137
www.webasto.nl

Norway

KG Knutsson AS

Strømsveien 177
0664 Oslo
Phone: +4722884680
www.kgk.no

Poland

Webasto Petemar Sp. z.o.o.

ul. Warszawska 205/219
05-092 Lomianki
Phone: +48 22 7327320
www.webasto.pl

Romania

Webasto Fahrzeugtechnik Gesellschaft m.b.H.

Viena Sucursala (BUCURESTI)

Sos Odai, nr.40
075100 Otopeni, Ilfov
Phone: +40 21 2032751
www.webasto.ro

Webasto subsidiaries and representatives

Slovakia

**Webasto Fahrzeugtechnik
Gesellschaft m.b.H.,**
organizačná zložka
Moldavská cesta 10 / B
040 11 Kosice
www.webasto.sk

Slovenia

**Webasto Fahrzeugtechnik
Gesellschaft m.b.H.,**
Podružnica v Sloveniji
Tržaška cesta 315
1000 Ljubljana
Phone: +386 1 2008712
www.webasto.si

South Korea

**Webasto Customized
Solutions Korea Ltd.**
Indeogwon IT Valley,
40 Imi-ro, Bldg. B, Suite 612
16006 Uiwang-si, Gyeonggi-do
Phone: +82 31 80170241
www.webasto.kr

Spain

**Webasto Thermo & Comfort
Ibérica S.L.U.**
C/Mar Tirreno 33
Polígono Industrial
28830 San Fernando de Henares
(Madrid)
Phone: +34 91 626 86 11
www.webasto.es

Sweden

KG Knutsson AB
Hammarbacken 8
19181 Sollentuna. Stockholm
Phone: +46 8 923000
www.kgk.se

Turkey

**Webasto Thermo Comfort
Iklimlerdirme Sistemleri
Ticaret Limited Sirketi**
Manisa Organize Sanayi Boelgesi
4. Kısım
Ahmet Nazif Zorlu Bulvarı No: 8
45030 Manisa
Phone: +90 236 226 90 00
www.webasto.com.tr

USA

**Webasto Thermo & Comfort
North America Inc.**
15083 North Road
FENTON MI 48430-1384
Phone: +1 810 593 5902
www.webasto.us

Ukraine

Thermo Projects Ukraine LLC
Nezalezhnosti boulevard, 20
07400, Brovary, Ukraine
Phone: +38 (044) 503-31-76
www.webasto.ua

Abbreviations

Specifications

ECE	Economic Commission for Europe
EMC	Electromagnetic compatibility
HDD	Heavy Duty Design
HTM	Heating time management
IK	Installation kit
SOD	Scope of delivery

Units of measurement

D	Diameter (mm)
Da	Outer diameter (mm)
Di	Inner diameter (mm)
H	Height (mm)
kg	Kilogram
L	Length (mm)
m	Meter
mm	Millimeter
r	Radius (mm)
SW	Wrench size (mm)
W	Width (mm)

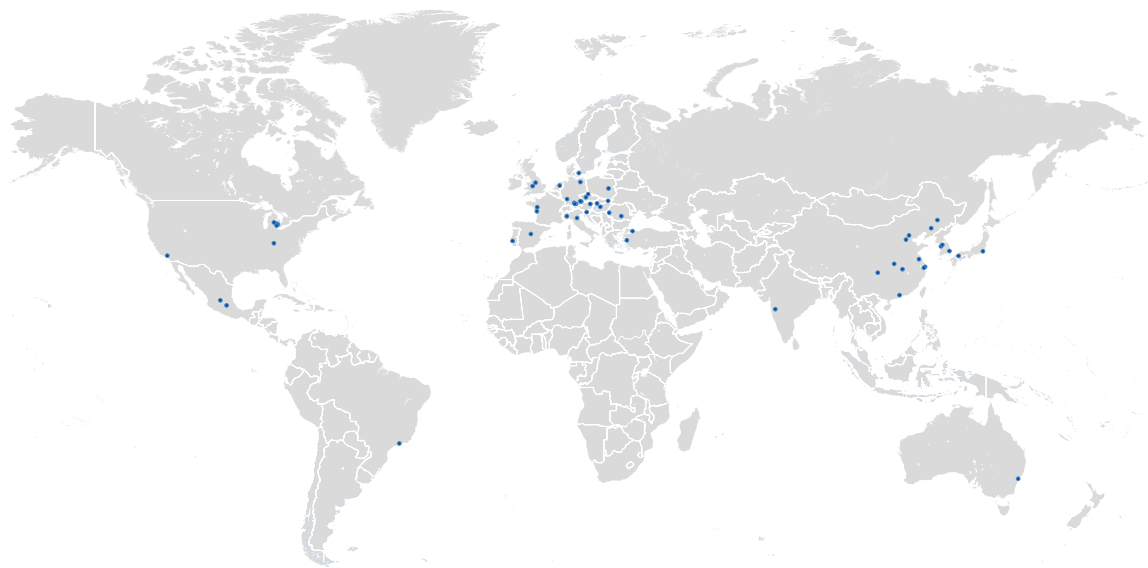
Electrical units

A	Ampere
kW	Kilowatt
rpm	Revolutions per minute
V	Volt
W	Watt

Materials and fuels

APK	Aluminium paper plastic
EPDM	Ethylene propylene terpolymer rubber
FAME	Fatty acid methyl ester (fuel)
GA-A	Aluminium foil and aluminium coated glass fabric
GA2-A	Aluminium and aluminium coated glass fabric
H-M-A	Hart aluminium plastic aluminium
PA	Polyamide
PAK	Paper aluminium plastic
PAPK	Paper aluminium paper plastic
TPE	Thermoplastic elastomer
VOME-	
resistant:	Resistant against various diesel-like fuels; B7, B10, XTL, etc.





• Webasto locations

As a global innovative systems partner to the mobility industry, Webasto is one of the 100 largest suppliers to the automotive sector worldwide. In development, manufacturing and sales, the company focuses on roof systems on the one hand and on vehicle electrification on the other hand. The product range includes openable and fixed roofs, electric high-voltage heaters and batteries, as well as thermo management solutions. Among the customers of Webasto are manufacturers of passenger cars, commercial vehicles, and boats, as well as dealers and end customers. In 2024, according to preliminary figures, the Group generated sales of around 4.3 billion euros and employed around 15,300 people at more than 50 locations. The headquarters of the company, which was founded in 1901, is located in Stockdorf near Munich (Germany). For more information, please visit www.webasto.com



Discover how
Webasto promotes
sustainability



webasto.com/sustainability



Contact details

webasto.com